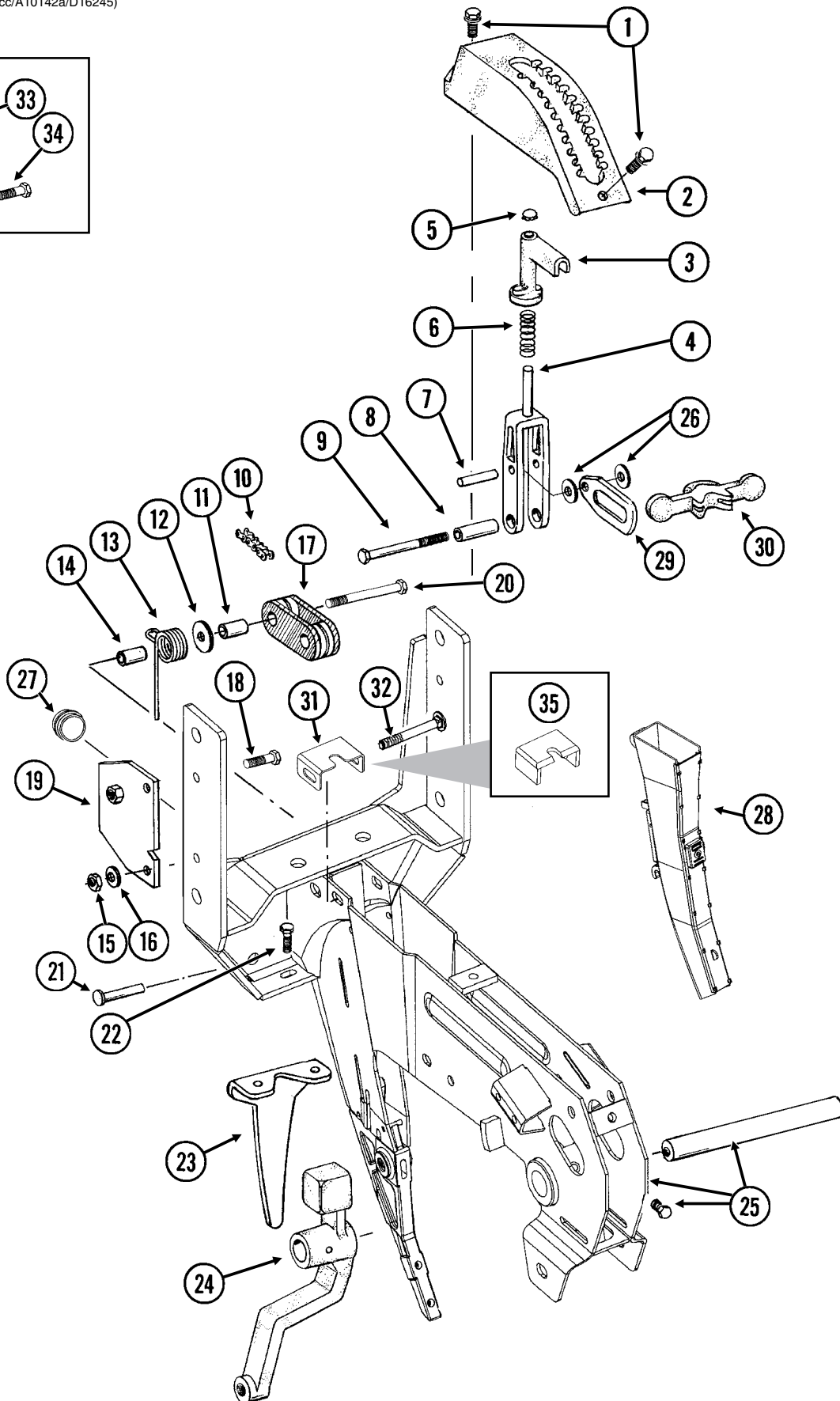
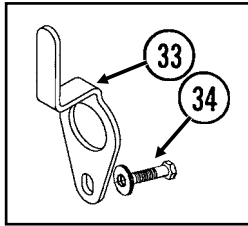


PARTS LIST INDEX

ROW UNIT	
15" Seed Opener Disc Blade/Bearing Assembly And Scrapers	P11
Coulter Mounted Residue Wheels	P34
Covering Discs/Single Press Wheel	P14
Drag Closing Attachment.....	P17
Frame Mounted Coulter W/Residue Wheels.....	P36
Gauge Wheels	P12
Granular Chemical Banding Options	P25
Granular Chemical Hopper And Hopper Panel Extension	P22
Granular Chemical Meter And Meter Drive.....	P24
Hopper Support And Meter Drive	P18
Parallel Arms, Mounting Support Plate And Quick Adjustable Down Force Springs	P10
Parallel Arms, Mounting Support Plate And Pneumatic Down Pressure Package Option.....	P4
Pneumatic Down Pressure Control Box, Sending Unit And Harnesses	P6
Pneumatic Down Pressure Air Compressor, Dual Solenoid Assembly, Tubing And Fittings.....	P8
Row Unit Mounted Bed Leveler	P28
Row Unit Mounted Disc Furrower	P30
Row Unit Mounted No Till Coulter	P27
Row Unit Mounted Residue Wheel	P32
Seed Hopper And Lid	P19
Seed Meter	P20
Shank Assembly, Seed Tube And Depth Adjustment	P2
Spring Tooth Incorporator	P26
"V" Closing Wheels	P16
EDGEVAC® SYSTEM	
Digital Vacuum Gauge, Analog Vacuum Gauge And Vacuum Fan Assembly	P40
Manifolds And Distribution Hoses	P46
Optional Flow Control Needle Valve Kit	P44
PTO Pump Drive And Oil Cooler Option.....	P48
Vacuum Fan Hydraulic Components	P42
Vacuum Fan Hydraulic Motor Assembly	P44
Vacuum Fan Motor Valve Block Assembly (Located Below Vacuum Fan Motor Assembly)	P45
BASE MACHINE	
2-Point Hitch Option.....	P52
Axle Assembly	P64
Center Frame.....	P58
Center Pivot.....	P62
Contact Wheel And Drive Shaft(s)	P68
Cylinders.....	P88
Electrical Components.....	P104
Ground Drive Wheel	P71
Hose Take-Up	P56
Hydraulic Hoses And Fittings.....	P100
Inner Hitch	P54
Inner Module Drive	P74
Outer Hitch.....	P50
Point Row Clutch	P76
Row Marker Assemblies	P84
Row Marker Spindle/Hub/Blade.....	P83
Safety Chain	P50
Seed Rate Transmission And Row Unit Drill Shafts.....	P72
Transport Wheels/Rock Guards.....	P66
Two-Speed Point Row Clutch	P78
Two-Speed Point Row Clutch Wheel Module Extension.....	P80
Valve And Junction Blocks.....	P94
Valves (Solenoid, Flow Control, Pressure Relief, Check)	P98
Wing Frame	P60
ELECTRONIC SEED MONITOR	
KPM III Electronic Seed Monitor	P106
PUSH ROW UNIT SYSTEM	
Push Row Unit	P38
Push Row Unit Drive.....	P108
FERTILIZER	
Piston Pump Mount And Ground Drive Wheel.....	P110
Rear Trailer Hitch	P112
Decals, Paint And Miscellaneous.....	P114
Numerical Index.....	P119

SHANK ASSEMBLY, SEED TUBE AND DEPTH ADJUSTMENT

(D17014/METR29cc/A10142a/D16245)



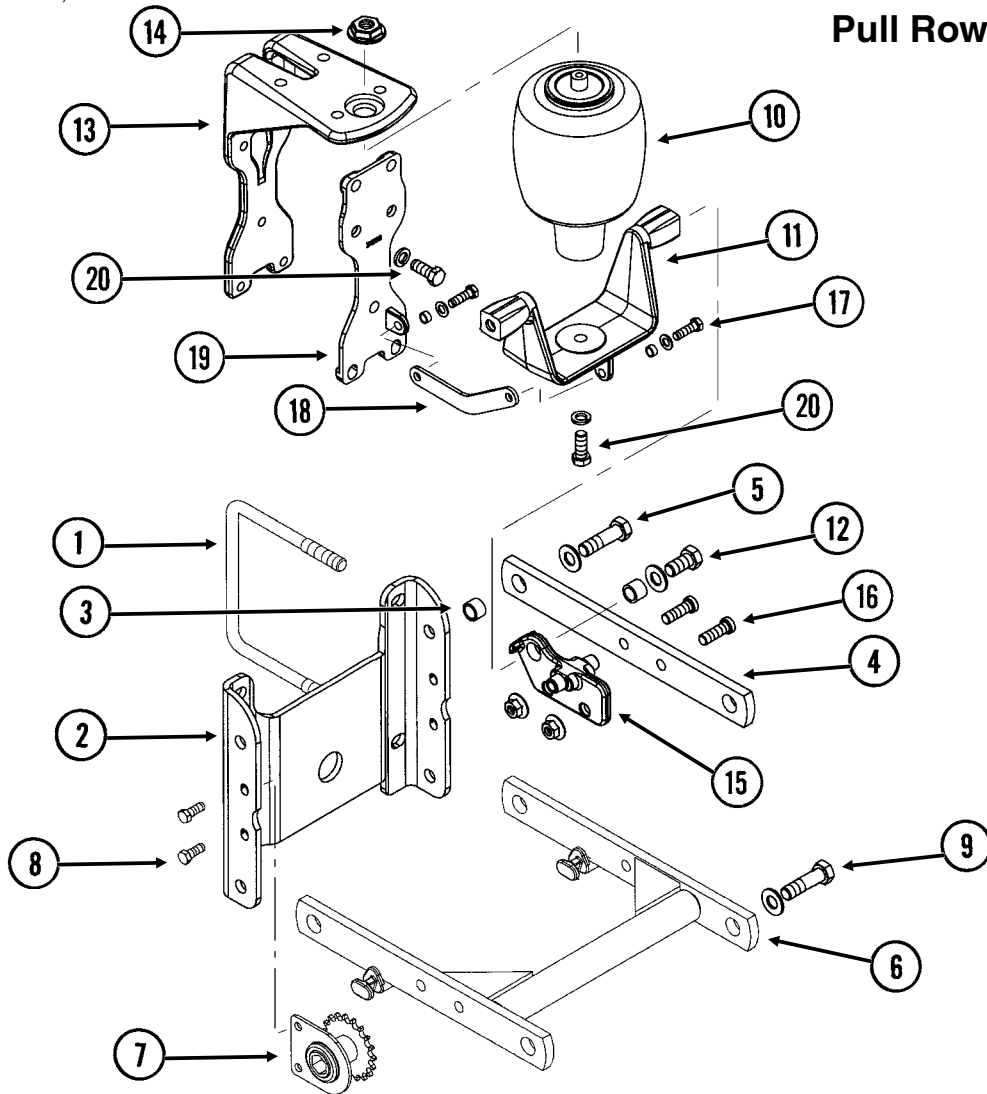
SHANK ASSEMBLY, SEED TUBE AND DEPTH ADJUSTMENT

ITEM	PART NO.	QTY. (Per Row)	DESCRIPTION
1.	G11015	2	Hex Washer Head Cap Screw, 3/8"-16 x 1 1/4"
2.	GB0274	1	Cover, Depth Adjustment
3.	GB0266	1	Handle, Depth Adjustment
4.	GB0267	1	Lever, Depth Adjustment
5.	GD3612	1	Cap Plug
6.	GD10993	1	Spring
7.	GD13361	1	Pin, 3/8" x 1 2/3"
8.	GD11259	1	Sleeve, 3/8" I.D. x 5/8" O.D. x 1 25/32" Long
9.	G11008	1	Hex Head Cap Screw, 3/8"-24 x 2 1/2", Grade 8
	G11007	1	Lock Nut, 3/8"-24, Grade C
10.	G3303-108	1	Chain, No. 41, 108 Pitch Including Connector Link
	G3303-16	1	Chain, No. 41, 16 Pitch Including Connector Link (Used W/Row Unit Extension Brackets)
	GR0196	1	Connector Link, No. 41
11.	GD1026	1	Sleeve, 1 3/16" Long
12.	G10201	1	Special Washer, 3/8" x 1 1/2" O.D.
13.	GD1065	1	Idler Spring
14.	GD7318	1	Sleeve, 1" Long
15.	G10108	1	Lock Nut, 3/8"-16
16.	G10210	1	Washer, 3/8" USS
17.	GD11962	1	Idler
18.	G10003	3	Hex Head Cap Screw, 3/8"-16 x 1 1/2"
	G10108	3	Lock Nut, 3/8"-16
19.	GD10867	2	Stop
20.	G10326	1	Hex Head Cap Screw, 3/8"-16 x 3 3/4"
21.	G10551	1	Clevis Pin, 1/4" x 2 1/2"
	G10669	1	Hair Pin Clip, No. 22
22.	G10312	2	Carriage Bolt, 5/16"-18 x 3/4"
	G10620	2	Serrated Flange Nut, 5/16"-18
23.	GD1033	1	Shield
24.		-	See "Gauge Wheels", Pages P12 And P13
25.	GA10157	1	Shank W/Gauge Wheel Pivot Spindle And Set Screw
	GD11001	-	Spindle
	G10438	-	Hex Head Cap Screw, 1/2"-13 x 3/4"
26.	G10207	2	Washer, 7/8" O.D. x 1 3/32" I.D. x .134" (If Applicable)
27.	GD11845	1	Dust Cap
28.			See KPM III Electronic Seed Monitor", Pages P106-P107
29.	GB0285	1	Collar, Depth Adjustment
30.	GB0265	1	Pivot Link, Depth Adjustment
31.	GD15970	1	Sun Shade
32.	G10304	1	Carriage Bolt, 3/8"-16 x 3"
	G10108	1	Lock Nut, 3/8"-16
33.	GD17014	1	Hose Guide
34.	G10047	1	Hex Head Cap Screw, 3/8"-16 x 1 3/4"
	G10203	2-3	Washer, 3/8" SAE
	G10108	1	Lock Nut, 3/8"-16
35.	GD16245	-	Sun Shade (Rubber)

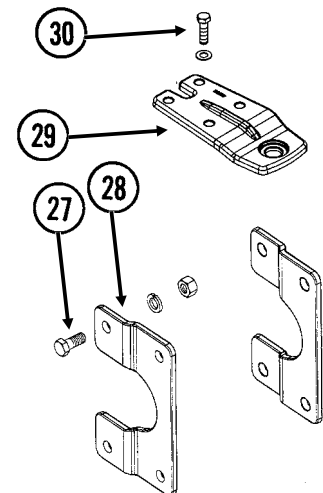
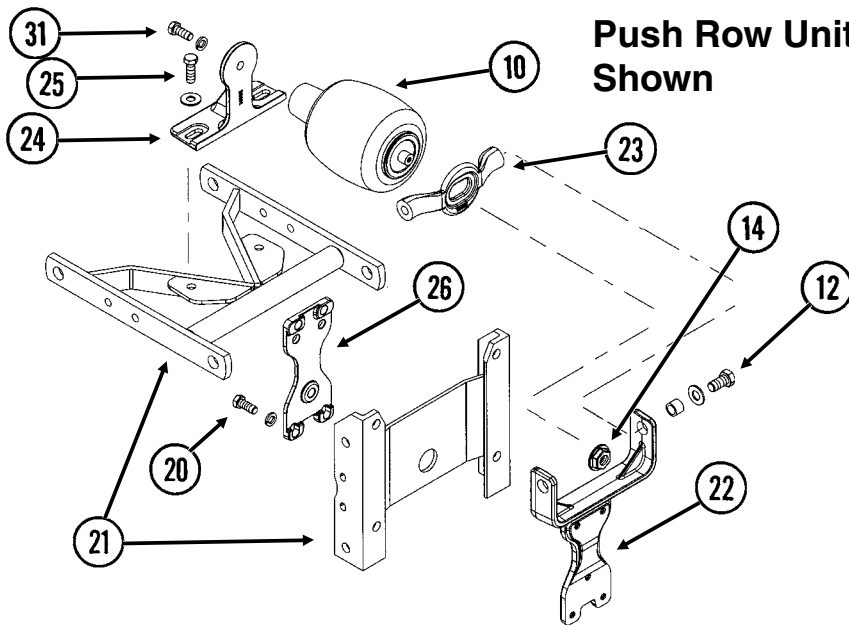
PARALLEL ARMS, MOUNTING SUPPORT PLATE AND PNEUMATIC DOWN PRESSURE PACKAGE OPTION

(RU157a/RU159/RU157aa)

Pull Row Unit Shown



Push Row Unit Shown

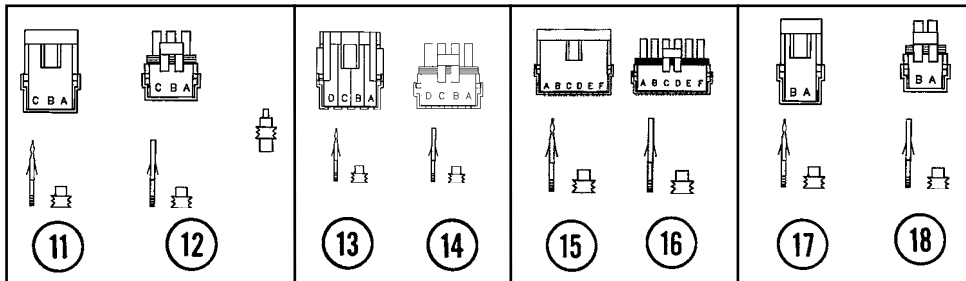
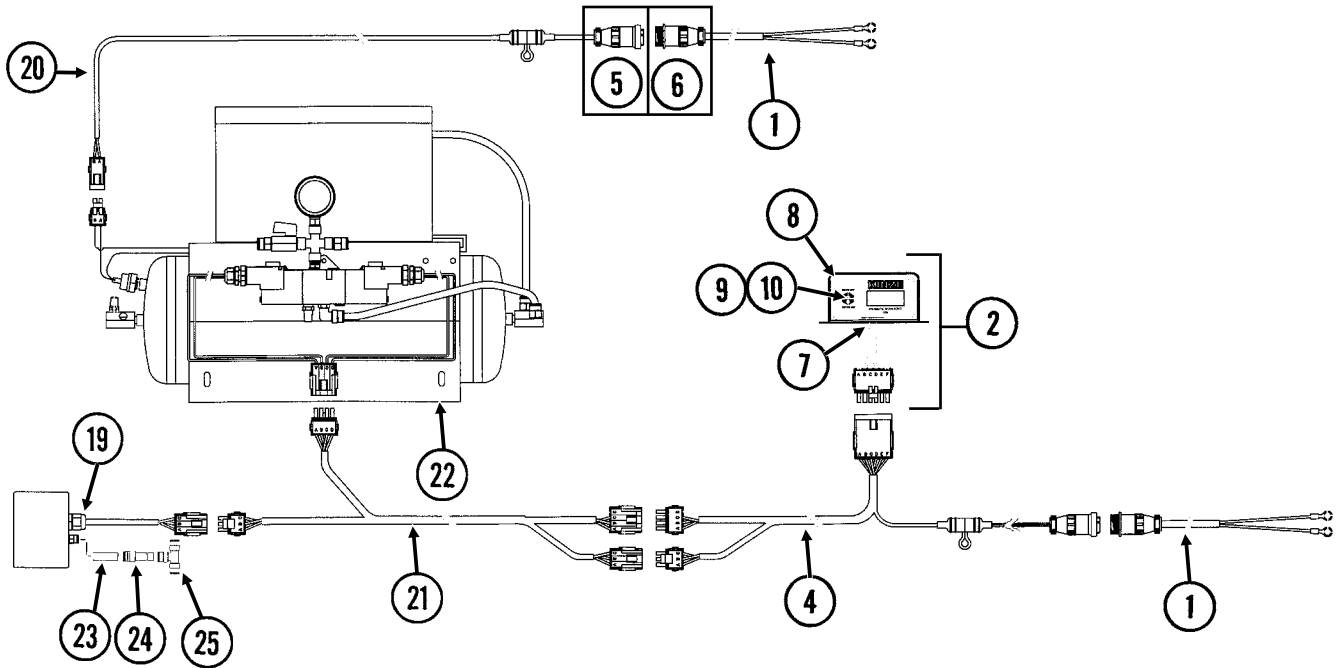


PARALLEL ARMS, MOUNTING SUPPORT PLATE AND PNEUMATIC DOWN PRESSURE PACKAGE OPTION

ITEM	PART NO.	QTY. (Per Row)	DESCRIPTION
1.	GD1113	2	U-Bolt, 5" x 7" x 5/8"-11
	G10230	4	Lock Washer, 5/8"
	G10104	4	Hex Nut, 5/8"-11
2.	GD10036	1	Mounting Support Plate
3.	GB0218	4	Bushing, 2 1/32" I.D. x 7/8" O.D. x 1 9/32" Long
4.	GD11422	2	Upper Parallel Arm
5.	G10732	4	Hex Head Cap Screw, 5/8"-18 x 2"
	GD7805	4	Special Washer, 5/8", Hardened
	G10412	4	Lock Nut, 5/8"-18
6.	GA5651	1	Lower Parallel Arm
7.	GA1720	1	Bearing/Sprocket, 7/8" Hex Bore
8.	G10001	2	Hex Head Cap Screw, 3/8"-16 x 1"
	G10229	2	Lock Washer, 3/8"
	G10101	2	Hex Nut, 3/8"-16
9.		-	See "Hopper Support And Meter Drive", Page P18
10.	GA11982	1	Air Spring Assembly
11.	GB0394	1	Saddle
12.	G11018	2	Hex Head Cap Screw, 5/8"-18 x 1 1/4"
	GD7805	2	Special Washer, 5/8", Hardened
	GD3180-30	2	Sleeve, 7/8" O.D. x 5/8" I.D. x 2 1/32"
13.	GB0396	1	Head Mount
14.	GB0397	1	Shoulder Nut, 3/4"-16
15.	GB0395	2	Bracket
16.	G11220	4	Hex Socket Cap Screw, 1/2"-13 x 1 1/2"
	G10071	4	Serrated Flange Nut, 1/2"-13
17.	G10004	2	Hex Head Cap Screw, 3/8"-16 x 1 1/4"
	G10203	2	Washer, 3/8" SAE
	GD11963-04	2	Spacer, 1/4"
	G10108	2	Lock Nut, 3/8"-16
18.	GD17794	1	Link
19.	GB0393	1	Plate
20.	G10037	7	Hex Head Cap Screw, 1/2"-13 x 1 1/4"
	G10206	2	Washer, 1/2" SAE (Lower Two Holes Only)
	G10228	7	Lock Washer, 1/2"
21.		-	See "Push Row Unit", Pages P38 And P39
22.	GB0390	1	Yoke Mount
23.	GB0392	1	Yoke
24.	GB0391	1	Mount
25.	G10017	2	Hex Head Cap Screw, 1/2"-13 x 1 1/2"
	G10216	2	Washer, 1/2" USS
	G10228	2	Lock Washer, 1/2"
	G10102	2	Hex Nut, 1/2"-11
26.	GB0389	1	Plate
27.	G10007	4	Hex Head Cap Screw, 5/8"-11 x 1 1/2"
	G10230	4	Lock Washer, 5/8"
	G10104	4	Hex Nut, 5/8"-11
28.	GB0366	2	Extension Bracket
29.	GB0398	1	Extension
30.	G10039	4	Hex Head Cap Screw, 1/2"-13 x 1 3/4"
	G10206	4	Washer, 1/2" SAE
	G10111	4	Lock Nut, 1/2"-13
31.	G10037	1	Hex Head Cap Screw, 1/2"-13 x 1 1/4"
	G10228	1	Lock Washer, 1/2"
A.	G6325X	-	U-Bolt Package For 5" x 7" Toolbar, Includes: (2) GD1113, (4) G10230, (4) G10104

PNEUMATIC DOWN PRESSURE CONTROL BOX, SENDING UNIT AND HARNESSES

(PNE01/MTR27a/ELC27b/MTR45/MTR27t)

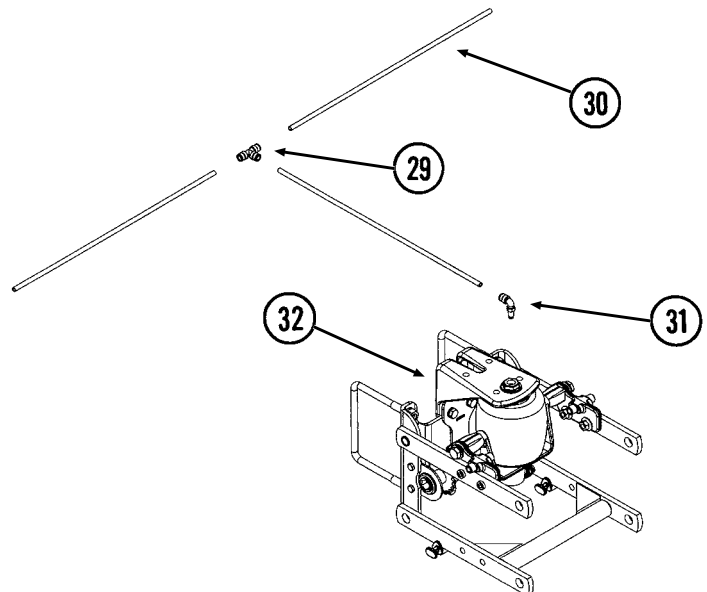
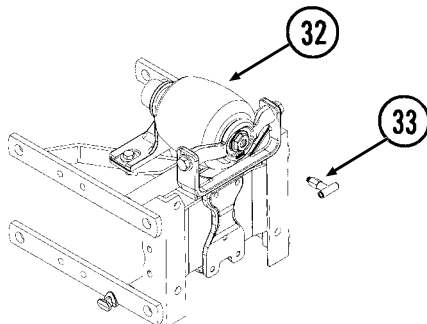
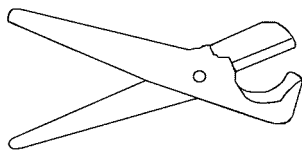
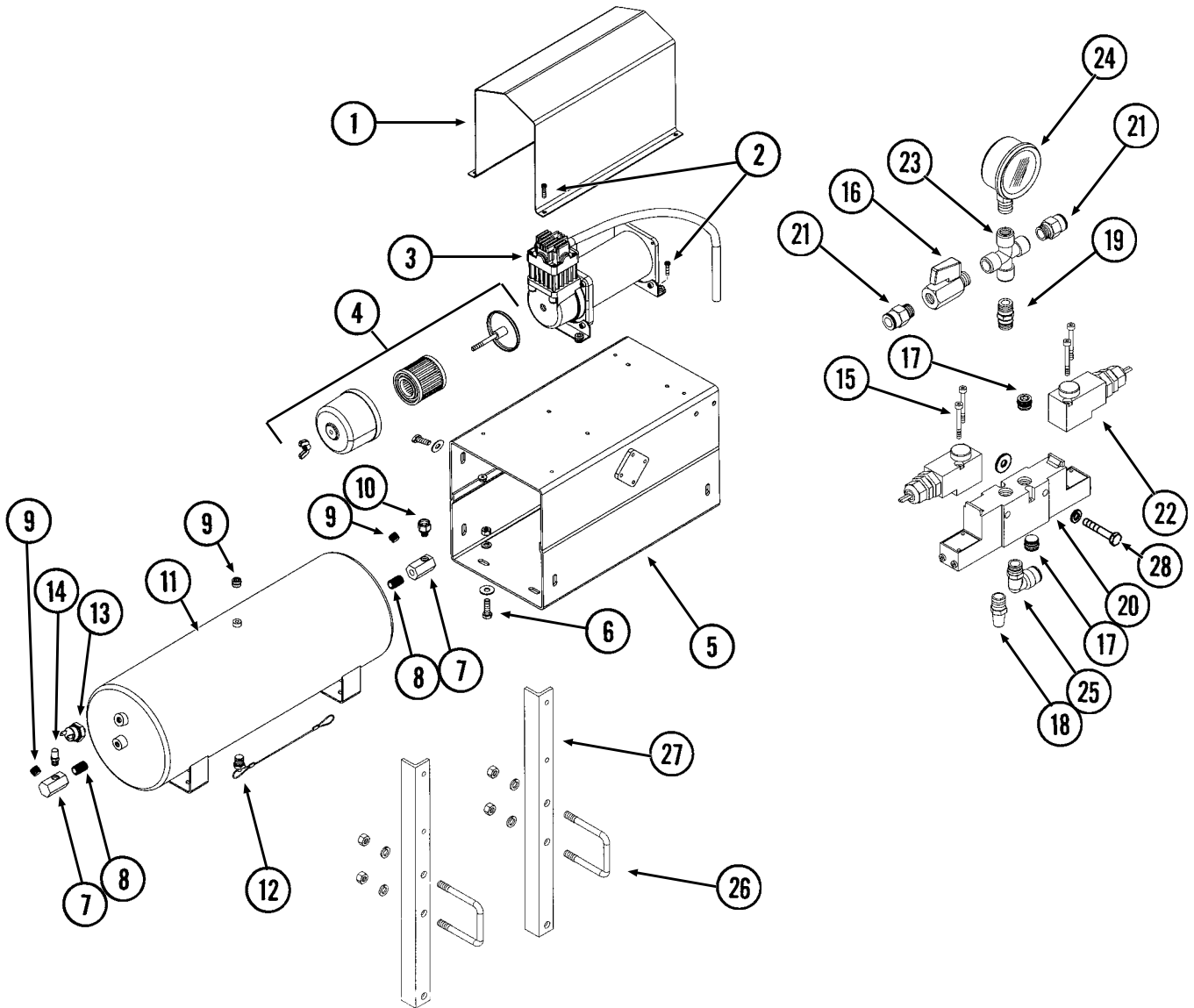


PNEUMATIC DOWN PRESSURE CONTROL BOX, SENDING UNIT AND HARNESSSES

ITEM	PART NO.	QTY.	DESCRIPTION
1.	GA7856	2	Power Lead Adapter
2.	GA12644	1	Control Console Assembly
3.	GA12646	1	Sending Unit
4.	GA12645	1	Wiring Harness W/Fuse Holder And Fuse, 206"
	GD14258	-	Fuse Holder
	GD14660	-	Fuse, 2 Amp Delay Action
5.	G1K268	-	Console Cable Connector Kit, Includes: (1) 3-Pin Connector, (1) Cable Clamp, (1) Lock Ring, (3) Female Terminal Pins
6.	G1K267	-	Console Cable Connector Kit, Includes: (1) 3-Pin Connector, (1) Cable Clamp, (3) Male Terminal Pins
7.	GA9963	1	Strain Relief
8.	GR1292	4	Pan Head Screw, No. 8-32 x 1/2"
9.	GR1363	1	Hex Face Nut, 15/32"-32
10.	GA6978	2	Switch, 3 Position Toggle, Momentary ON-OFF-ON
11.	G1K248	-	3-Pin Female Connector Kit (Black), Includes: (3) 3-Pin Female Housings, (9) Pin Contacts, (9) Seals
12.	G1K252	-	3-Pin Male Connector Kit (Black), Includes: (3) 3-Pin Male Housings, (9) Socket Contacts, (9) Seals
13.	GA8328	-	4-Pin Female Connector Kit, Includes: (1) 4-Pin Female Housing, (4) Pin Contacts, (4) Seals
14.	GA8329	-	4-Pin Male Connector Kit, Includes: (1) 4-Pin Male Housing, (4) Socket Contacts, (4) Seals
15.	G1K396	-	6-Pin Female Connector Kit (Black), Includes: (3) 6-Pin Female Housings, (18) Pin Contacts, (18) Seals
16.	G1K395	-	6-Pin Male Connector Kit (Black), Includes: (3) 6-Pin Male Housings, (18) Socket Contacts, (18) Seals
17.	G1K321	-	2-Pin Female Connector Kit (Black), Includes: (3) 2-Pin Female Housings, (6) Pin Contacts, (6) Seals
18.	G1K320	-	2-Pin Male Connector Kit (Black), Includes: (3) 2-Pin Male Housings, (6) Socket Contacts, (6) Seals
19.	GA9964	2	Strain Relief
20.	GA12684	1	Wiring Harness W/Fuse Holder And Fuse, 60'
	GD14258	-	Fuse Holder
	GD18275	-	Fuse, 20 Amp
21.	GA12674	1	Wiring Harness, 60'
22.		-	See "Pneumatic Down Pressure Air Compressor, Dual Solenoid Assembly, Tubing And Fittings", Pages P8 And P9
23.	GD17151-06	1	Nylon Tubing, 1/4" O. D. x 1 1/2"
24.	GD18796	1	Reducer, 3/8" To 1/4"
25.	GD18010	1	Tee, 3/8" Tube Union

PNEUMATIC DOWN PRESSURE AIR COMPRESSOR, DUAL SOLENOID ASSEMBLY, TUBING AND FITTINGS

(PNE06/PNE02/PNE05/A13169/PNE09/PNE08)

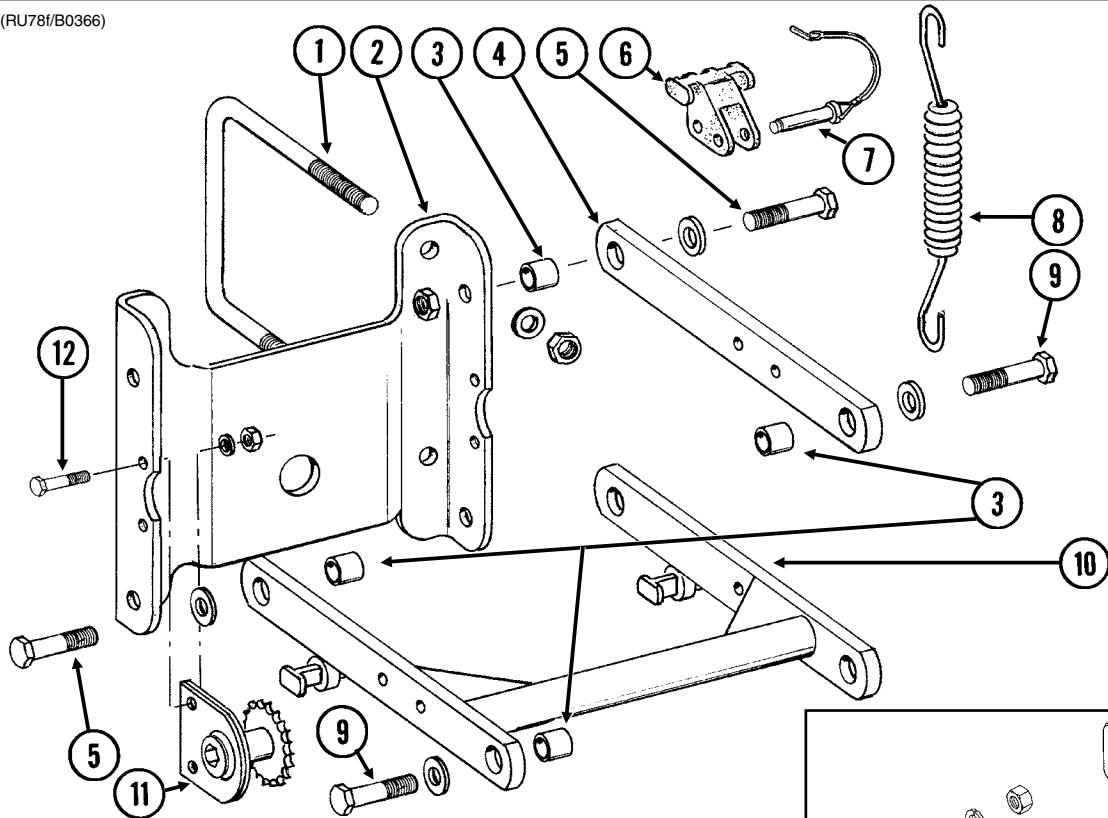


PNEUMATIC DOWN PRESSURE AIR COMPRESSOR, DUAL SOLENOID ASSEMBLY, TUBING AND FITTINGS

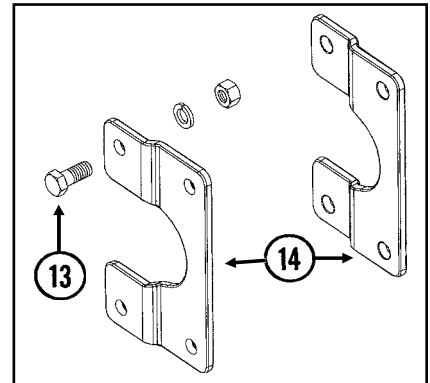
ITEM	PART NO.	QTY.	DESCRIPTION
1.	GD18112	1	Cover
2.	G11066	8	Phillips Pan Head Machine Screw, No. 10-24 x 3/4", Stainless Steel
	G10992	8	Serrated Flange Nut, No. 10-24
3.	GA12102	1	Air Compressor
4.	GA12404	1	Filter Assembly
	GR1809	-	Filter
5.	GA12358	1	Compressor Mount
6.	G10019	8	Hex Head Cap Screw, 5/16"-18 x 1"
	G10219	8	Washer, 5/16" USS
	G10232	8	Lock Washer, 5/16"
	G10106	8	Hex Nut, 5/16"-18
7.	GD17298	2	Manifold, 1/4" NPT
8.	GD18081	2	Close Nipple, 1/4" NPT
9.	GD17156	3	Plug, 1/4" NPT
10.	GD17144	1	Reducer, 1/8" Male To 1/4" Female
11.	GA11988	1	Tank, 3 Gallon
12.	GA11991	1	Drain, 1/4" NPT
13.	GR1778	1	Pressure Switch
14.	GA11989	1	Valve Stem, 1/8" NPT
15.	G11247	4	Slotted Pan Head Machine Screw, M4-0.7 x 8
16.	GA11992	1	Shutoff Valve, 1/4" NPT
17.	GD17156	2	Plug, 1/4" NPT
18.	GA11997	1	Breather, 1/4" NPT
19.	GD17154	1	Connector, 1/4" Male
20.	GA11993	1	Block
21.	GD17141	3	Connector, 1/4" Male
22.	GA11994	2	Solenoid
23.	GD18078	1	Female Cross, 1/4" NPT
24.	GA12104	1	Pressure Gauge, 1/4" NPT
25.	GD17143	1	Swivel Elbow, 1/4" NPT x 3/8"
26.	GD4743	2	U-Bolt, 3" x 3" x 1/2"-13
	G10228	4	Lock Washer, 1/2"
	G10102	4	Hex Nut, 1/2"-13
27.	GD18119	2	Compressor Mount
28.	G10021	2	Hex Head Cap Screw, 1/4"-20 x 1 1/2"
	G10227	2	Lock Washer, 1/4"
	G10209	2	Washer, 1/4" USS
29.	GD18010	-	Tee, 3/8" Tube Union
30.	GD17150-03	-	Nylon Tubing, 3/8" O.D. x 64', 12 Row Pull Row Units
	GD17150-04	-	Nylon Tubing, 3/8" O.D. x 86', 16 Row Pull Row Units
31.	GD18011	-	Elbow, 3/8" x 1/8" NPT Extended
32.		-	See "Parallel Arms, Mounting Support Plate And Pneumatic Down Pressure Package Option", Pages P4 And P5
33.	GD18274	-	Tee, 3/8" x 1/8" NPT Extended, Push Row Unit
34.	GA13169	1	Tube Cutter W/Blade
	GR1843	-	Blade
A.	GA12626	-	Air Compressor Assembly (Items 1-14)
B.	GA11995	-	Dual Solenoid Assembly (Items 15-25)

PARALLEL ARMS, MOUNTING SUPPORT PLATE AND QUICK ADJUSTABLE DOWN FORCE SPRINGS

RUB021/RUB022(RU78f/B0366)

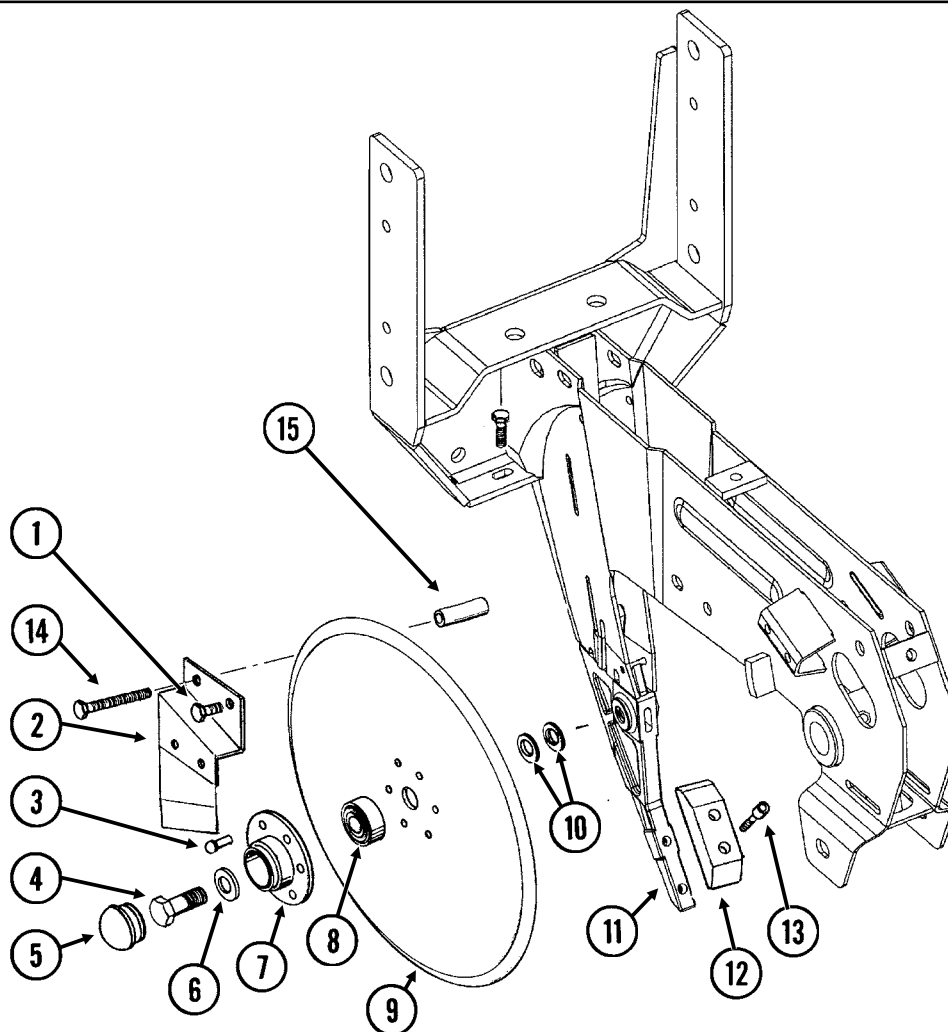


ITEM	PART NO.	QTY. (Per Row)	DESCRIPTION
1.	GD1113 G10230 G10104	2 4 4	U-Bolt, 5" x 7" x 5/8"-11 Lock Washer, 5/8" Hex Nut, 5/8"-11
2.	GD10036	1	Mounting Support Plate
3.	GB0218	4	Bushing, 2 1/32" I.D. x 7/8" O.D. x 1 9/32" Long
4.	GD11422	2	Upper Parallel Arm
5.	G10732 GD7805 G10412	4 4 4	Hex Head Cap Screw, 5/8"-18 x 2" Special Washer, 5/8", Hardened Lock Nut, 5/8"-18
6.	GB0186	2	Spring Anchor
7.	GD14217	2	Tab Lock Pin, 7/16" x 1 1/2"
8.	GD8249	2-4	Spring
9.		-	See "Hopper Support And Meter Drive", Page P18
10.	GA5651	1	Lower Parallel Arm
11.	GA1720	1	Bearing/Sprocket, 7/8" Hex Bore
12.	G10001 G10229 G10101	2 2 2	Hex Head Cap Screw, 3/8"-16 x 1" Lock Washer, 3/8" Hex Nut, 3/8"-16
13.	G10007 G10230 G10104	4 4 4	Hex Head Cap Screw, 5/8"-11 x 1 1/2" Lock Washer, 5/8" Hex Nut, 5/8"-11
14.	GB0366	2	Extension Bracket
A.	G6325X	-	U-Bolt Package For 5" x 7" Toolbar, Includes: (2) GD1113, (4) G10230, (4) G10104



15" SEED OPENER DISC BLADE/BEARING ASSEMBLY AND SCRAPERS

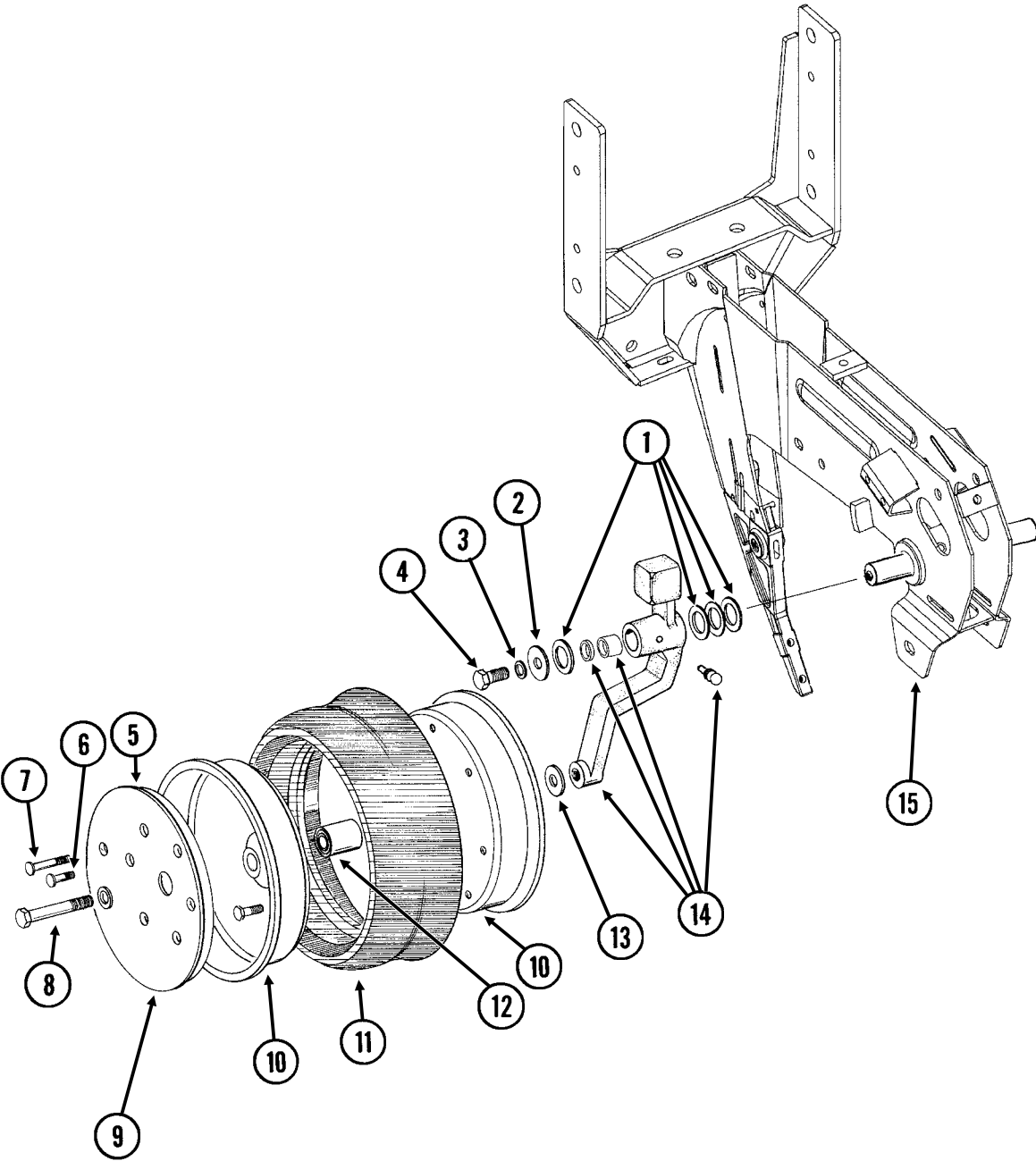
(RU139)



ITEM	PART NO.	QTY. (Per Row)	DESCRIPTION
1.	G10328	2	Hex Head Cap Screw, 3/8"-16 x 5/8"
	G10622	2	Serrated Flange Nut, 3/8"-16
2.	GA2012R	1	Disc Scraper, R.H.
	GA2012L	-	Disc Scraper, L.H. (Shown)
3.	G10427	12	Rivet, 1/4" x 1/2"
4.	GD11017	1	Special Hex Head Cap Screw, 5/8"-11 x 1 1/2", L.H. Threads
	G10007	1	Hex Head Cap Screw, 5/8"-11 x 1 1/2"
5.	GD11845	2	Dust Cap
6.	G10204	2	Special Machine Bushing, 5/8" x 1" O.D.
7.	GD10473	2	Bearing Housing
8.	GA2014	2	Bearing
9.	GD11306	2	Disc Blade, 3.5 mm x 15"
10.	G10213	-	Machine Bushing, 5/8" (.030" Thick)(As Required)
11.		-	See "Shank Assembly", Pages P2 And P3
12.	GB0301	1	Seed Tube Guard/Inner Scraper
13.	G10912	2	Hex Socket Head Cap Screw, 5/16"-18 x 1", Grade 8
14.	G10325	1	Hex Head Cap Screw, 3/8"-16 x 2 3/4"
	G10622	1	Serrated Flange Nut, 3/8"-16
15.	GD11259	1	Sleeve, 3/8" I.D. x 5/8" O.D. x 1 25/32" Long
A.	GA8324	-	Disc Blade/Bearing Assembly, Less Dust Cap (Items 3 And 7-9)

GAUGE WHEELS

(RU140)

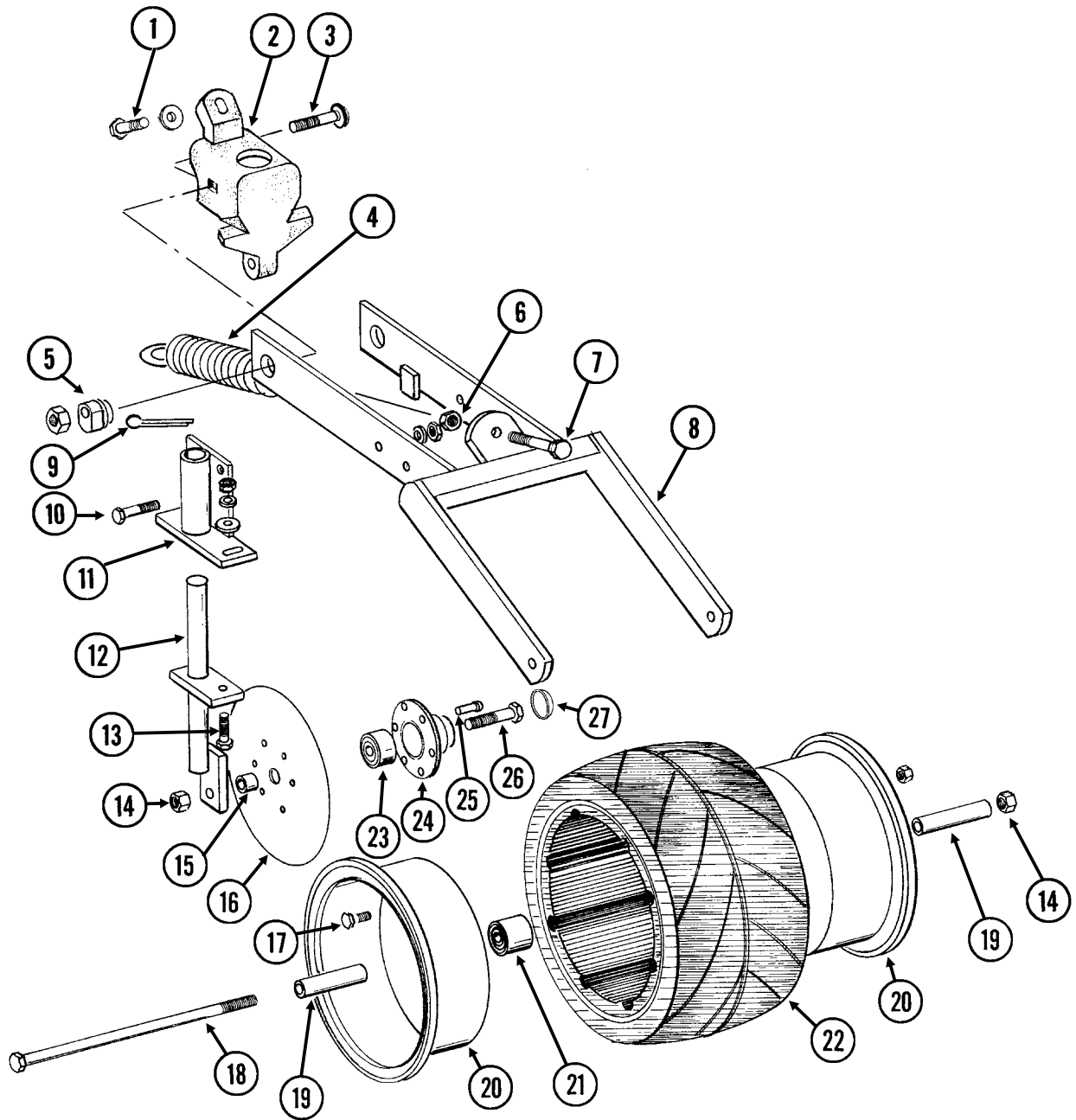


GAUGE WHEELS

ITEM	PART NO.	QTY. (Per Row)	DESCRIPTION
1.	G10940	-	Machine Bushing, 1" (.048" Thick)
2.	G10216	2	Washer, 1/2" USS
3.	G10228	2	Lock Washer, 1/2"
4.	G10014	1	Hex Head Cap Screw, 1/2"-13 x 1"
5.	GD11453	2	Cover
6.	G10338	12	Carriage Bolt, 5/16"-18 x 1 1/4"
	G10620	12	Serrated Flange Nut, 5/16"-18
7.	G10924	8	Carriage Bolt, 5/16"-18 x 1 3/4"
	G10620	8	Serrated Flange Nut, 5/16"-18
8.	G10010	2	Hex Head Cap Screw, 5/8"-11 x 3"
	G10230	2	Lock Washer, 5/8"
9.	G10018	14	Hex Head Cap Screw, 5/16"-18 x 5/8"
	G10109	14	Lock Nut, 5/16"-18, Grade 8
10.	GD11423	4	Half Wheel
11.	GD1086	2	Tire
12.	GA6171	2	Bearing
13.	G10204	2	Special Machine Bushing, 5/8" x 1" O.D.
14.	GA7975	1	Wheel Arm W/Grease Fitting, Bushings And Seals, L.H. (Shown)
	GA7976	1	Wheel Arm W/Grease Fitting, Bushings And Seals, R.H.
	G10640	1	Grease Fitting, 1/4"-28 (Per Arm)
	GB0276	2	Bushing, 1" I.D. x 1 1/4" O.D. x 1" Long (Per Arm)
	GD10991	2	Seal (Per Arm)
15.		-	See "Shank Assembly", Pages P2 And P3
A.	GA7949	-	Gauge Wheel Complete (Items 5-7 And 9-12)
B.	G1K296	-	Gauge Wheel Arm Bushing And Seal Driver Kit, Includes: (1) Seal Driver, (1) Bushing Driver, (1) Instruction

COVERING DISCS/SINGLE PRESS WHEEL

RUA054/RUB026(RU94d)

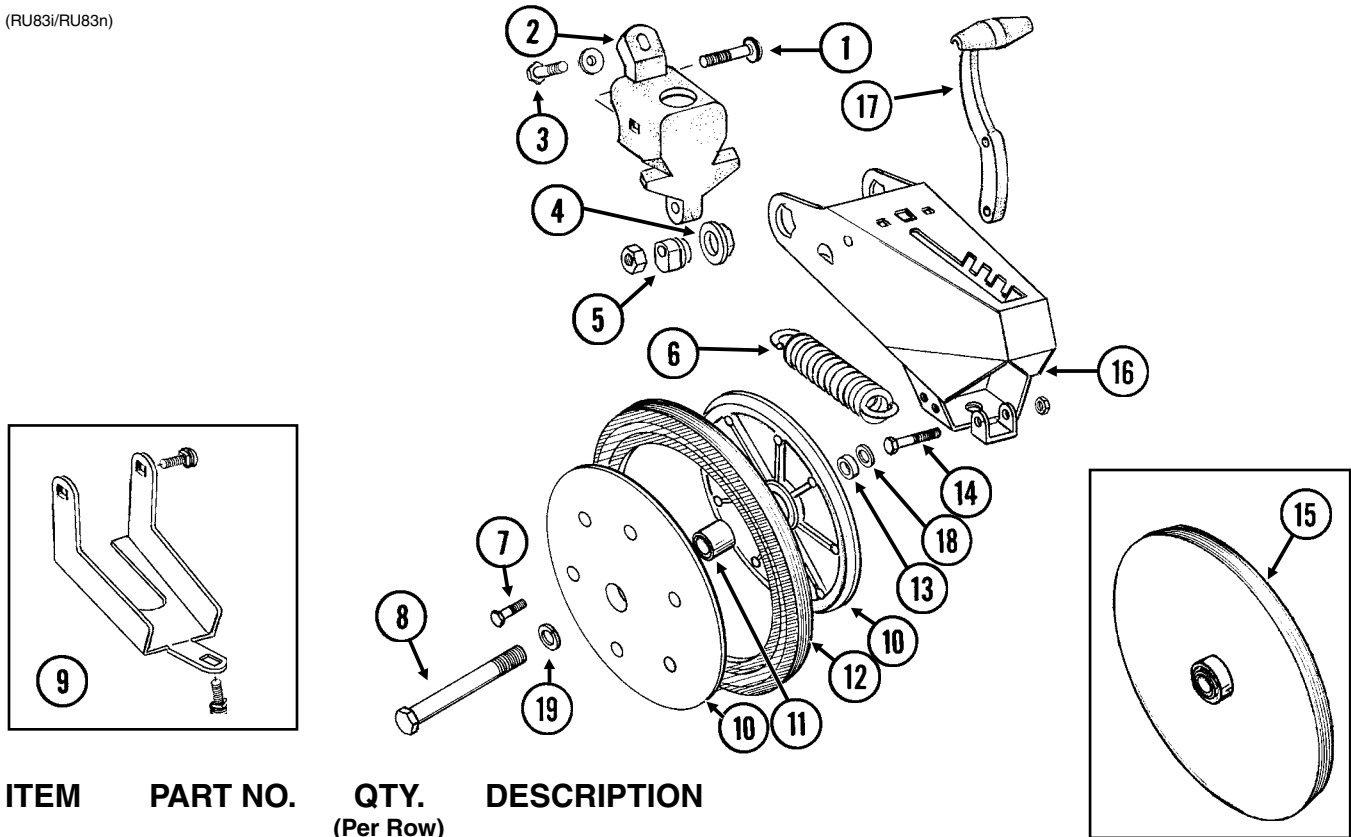


COVERING DISCS/SINGLE PRESS WHEEL

ITEM	PART NO.	QTY. (Per Row)	DESCRIPTION
1.	G10001	1	Hex Head Cap Screw, 3/8"-16 x 1"
	G10210	1	Washer, 3/8" USS
2.	GB0268	1	Wheel Arm Stop
3.	G10801	2	Carriage Bolt, 1/2"-13 x 2 1/4"
	G10315	-	Carriage Bolt, 1/2"-13 x 2 1/2" (Used W/Straight Drop In-Furrow Granular Chemical Bracket)
	G10102	2	Hex Nut, 1/2"-13
4.	GA2054	1	Spring
5.	GB0239	2	Eccentric Bushing
6.	G10102	1	Hex Nut, 1/2"-13
7.	G10015	1	Adjusting Bolt, 1/2"-13 x 5"
8.	GA6619	1	Mounting Arm
9.	G10463	2	Cotter Pin, 1/4" x 1 1/2"
10.	G10171	4	Hex Head Cap Screw, 5/16"-18 x 1 1/4"
	G10232	4	Lock Washer, 5/16"
	G10106	4	Hex Nut, 5/16"-18
11.	GA6620	2	Bracket
12.	GA6618	2	Mount
13.	G10303	2	Carriage Bolt, 5/16"-18 x 1"
	G10219	2	Washer, 5/16" USS
	G10232	2	Lock Washer, 5/16"
	G10106	2	Hex Nut, 5/16"-18
14.	G10107	3	Lock Nut, 5/8"-11
15.	GD1109	2	Bushing, 4 1/64" I.D. x 7/8" O.D. x 1/4" Long
16.	GD9290	2	Disc Blade, 8"
17.	G10018	7	Hex Head Cap Screw, 5/16"-18 x 5/8"
	G10109	7	Lock Nut, 5/16"-18, Grade 8
18.	G10152	1	Hex Head Cap Screw, 5/8"-11 x 9"
19.	GD3180-12	2	Sleeve, 5/8" I.D. x 7/8" O.D. x 2 7/8" Long
20.	GD9562	2	Half Wheel
21.	GA6171	1	Bearing
22.	GD9305	1	Tire
23.	GA2014	2	Bearing
24.	GD10473	2	Bearing Housing
25.	G10427	12	Rivet, 1/4" x 1/2"
26.	G10006	2	Hex Head Cap Screw, 5/8"-11 x 2 1/4"
27.	GD11845	2	Dust Cap
A.	GA6733	-	Single Press Wheel Complete W/Bearing (Items 17 And 20-22)
B.	GA6801	-	Covering Disc Blade Complete W/Bearing (Items 16 And 23-25)

"V" CLOSING WHEELS

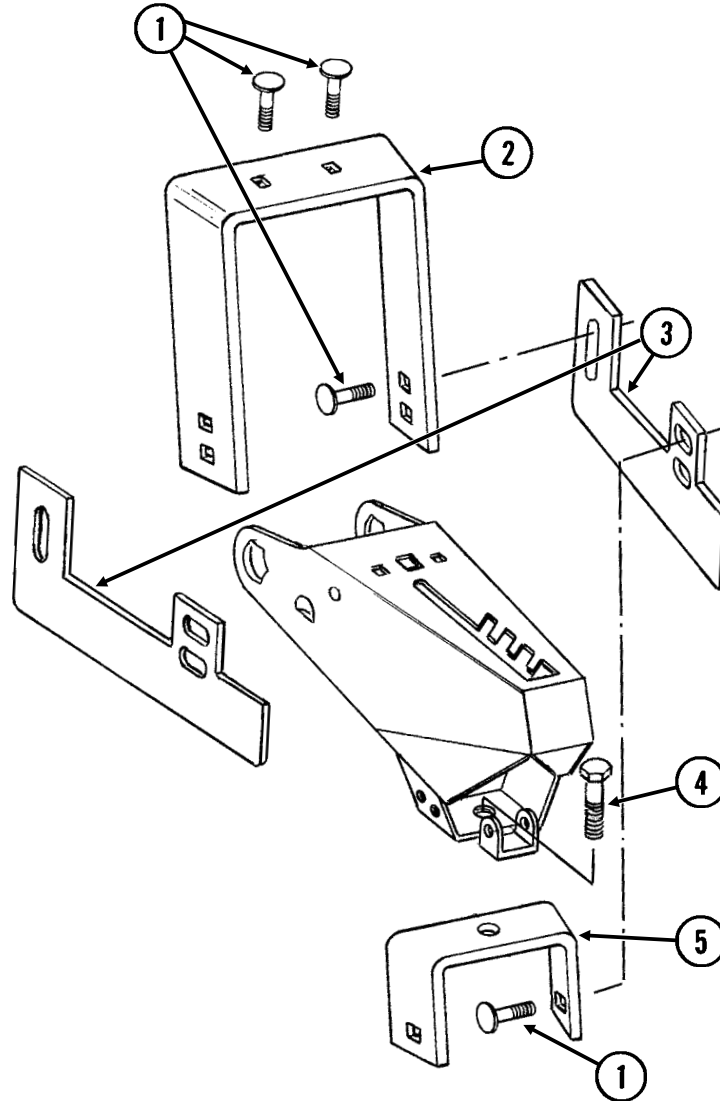
(RU83i/RU83n)



ITEM	PART NO.	QTY. (Per Row)	DESCRIPTION
1.	G10801	2	Carriage Bolt, 1/2"-13 x 2 1/4"
	G10315	-	Carriage Bolt, 1/2"-13 x 2 1/2" (Used W/Straight Drop In-Furrow Granular Chemical Bracket)
	G10111	2	Lock Nut, 1/2"-13
2.	GB0268	1	Wheel Arm Stop
3.	G10001	1	Hex Head Cap Screw, 3/8"-16 x 1"
	G10210	1	Washer, 3/8" USS
4.	GB0282	2	Stepped Bushing
5.	GB0239	2	Eccentric Bushing
6.	GD8460	1	Spring
7.	G10064	6	Hex Head Cap Screw, 1/4"-20 x 1"
8.	G10013	2	Hex Head Cap Screw, 5/8"-11 x 3 1/2"
	G10107	2	Lock Nut, 5/8"-11
9.	G1K345	-	Closing Wheel Shield Kit W/Hardware And Instruction
	G10308	2	Carriage Bolt, 3/8"-16 x 3/4"
	G10599	1	Carriage Bolt, 3/8"-16 x 1 1/4"
	G10210	1	Washer, 3/8" USS
	G10229	3	Lock Washer, 3/8"
	G10101	3	Hex Nut, 3/8"-16
10.	GD9120	4	Nylon Half Wheel
11.	GA6171	2	Bearing
12.	GD1085	2	Rubber Tire, 1" x 12"
13.	GD1109	2	Bushing, 4 1/64" I.D. x 7/8" O.D. x 1/4" Long
14.	G10133	1	Hex Head Cap Screw, 5/16"-18 x 1 1/2"
	G10109	1	Lock Nut, 5/16"-18, Grade 8
15.	GA6597	-	Cast Iron Closing Wheel W/Bearing
	GA6171	-	Bearing
16.	GA8322	1	Arm
17.	GB0254	1	Lever
18.	GD7805	2	Special Washer, 5/8", Hardened
19.	G10230	2	Lock Washer, 5/8"
A.	GA6434	-	Rubber Closing Wheel Complete W/Bearing (Items 7 And 10-12)

DRAG CLOSING ATTACHMENT

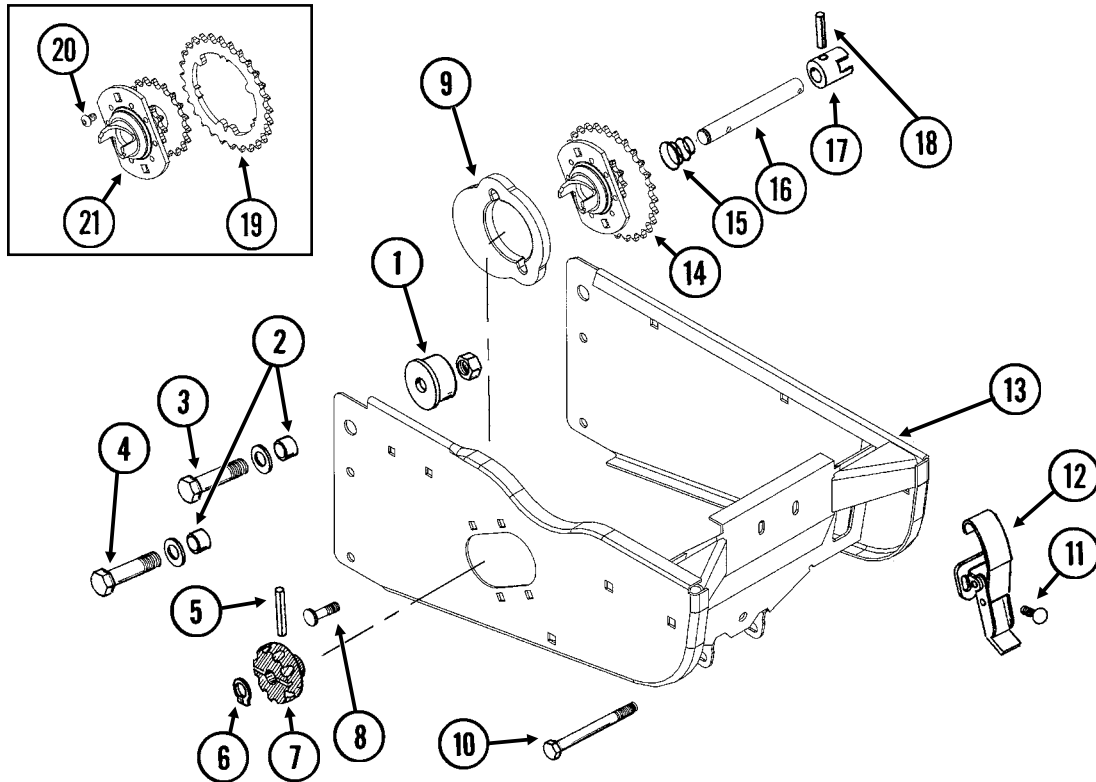
RUB050(RU90c)



ITEM	PART NO.	QTY. (Per Row)	DESCRIPTION	
1.	G10599	6	Carriage Bolt, 3/8"-16 x 1 1/4"	
	G10210	6	Washer, 3/8" USS	
	G10229	6	Lock Washer, 3/8"	
	G10101	6	Hex Nut, 3/8"-16	
	2.	GD11508	1	Front Bracket
		3.	GD11313	2
4.			G10007	1
	G10230	1	Lock Washer, 5/8"	
	G10104	1	Hex Nut, 5/8"-11	
5.	GD11509	1	Rear Bracket	
A.	G7566X	-	Drag Closing Attachment Complete (Items 1-5)	

HOPPER SUPPORT AND METER DRIVE

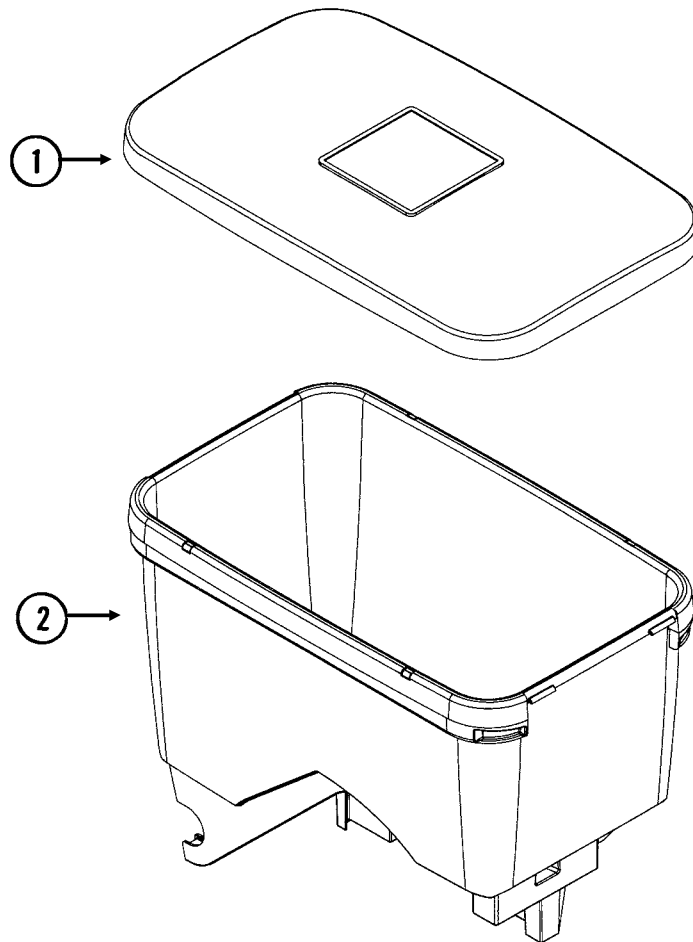
(METR72)



ITEM	PART NO.	QTY. (Per Row)	DESCRIPTION
1.	GB0314	2	Hopper Mount
2.	GB0218	4	Bushing, 2 ¹ / ₃₂ " I.D. x 7/8" O.D. x 1 ⁹ / ₃₂ " Long
3.	G10752	2	Hex Head Cap Screw, 5/8"-18 x 2 1/4"
	GD7805	2	Special Washer, 5/8", Hardened
	G10412	2	Lock Nut, 5/8"-18
4.	G10751	2	Hex Head Cap Screw, 5/8"-18 x 1 3/4"
	GD7805	2	Special Washer, 5/8", Hardened
	G10412	2	Lock Nut, 5/8"-18
5.	G10602	1	Spring Pin, 1/4" x 1 1/2"
6.	G10567	1	External Retaining Ring, 5/8"
7.	GD11239	1	Knob
8.	G10338	2	Carriage Bolt, 5/16"-18 x 1 1/4"
	G10620	2	Serrated Flange Nut, 5/16"-18
9.	GB0331	1	Clutch Adapter Plate
10.	G10061	1	Hex Head Cap Screw, 3/8"-16 x 3 1/2"
	G10210	2	Washer, 3/8" USS
	G10108	1	Lock Nut, 3/8"-16
11.	G10309	2	Carriage Bolt, 1/4"-20 x 5/8", Grade 2
	G10621	2	Serrated Flange Nut, 1/4"-20
12.	GA2007	1	Hopper Hold Down Latch
13.	GA10155	1	Hopper Support
14.	GA12143	1	Double Sprocket And Bearing, Drive Clutch, 11/28 Tooth
15.	GD11413	1	Spring
16.	GD15747	1	Shaft
17.	GB0278	1	Coupler
18.	G10546	1	Spring Pin, 3/16" x 1 1/4"
19.	GD17192	1	Bolt-On Sprocket, 28 Tooth
20.	G11222	3	Hex Socket Button Head Cap Screw, 5/16"-18 x 1/2", Stainless Steel
	G10620	3	Serrated Flange Nut, 5/16"-18
21.	GA10137	1	Double Sprocket And Bearing, Drive Clutch, 11/19 Tooth
A.	GA12144	-	Meter Drive Assembly, 11/28 Tooth (Items 5-7 And 14-18)

SEED HOPPER AND LID

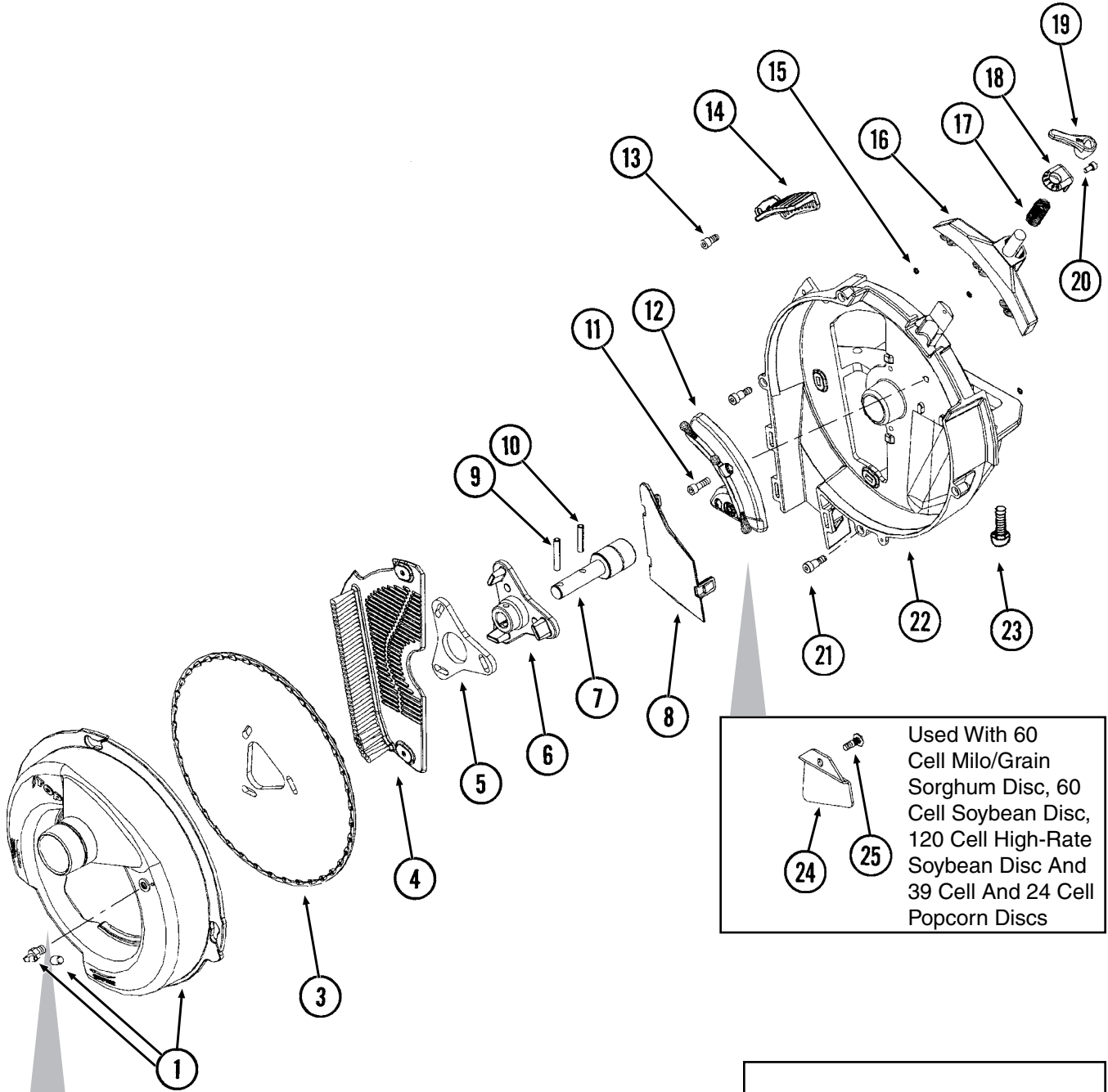
(METR12)



ITEM	PART NO.	QTY.	DESCRIPTION
1.	GD11279	1	Lid
2.	GA10634	1	Seed Hopper

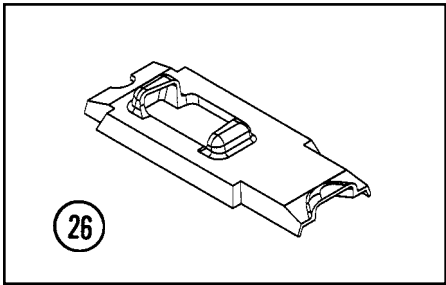
SEED METER

(METR69/METR65/A12133)



Used With 60 Cell Milo/Grain Sorghum Disc, 60 Cell Soybean Disc, 120 Cell High-Rate Soybean Disc And 39 Cell And 24 Cell Popcorn Discs

	<p>2 Used With 60 Cell Milo/Grain Sorghum Disc</p>
	<p>27 Used With 20 Cell Hill-Drop Acid-Delinted Cotton Discs; 54 Cell Acid-Delinted Cotton/ Small Dry Edible Bean Disc; And Small Cotton/Sunflower Disc</p>

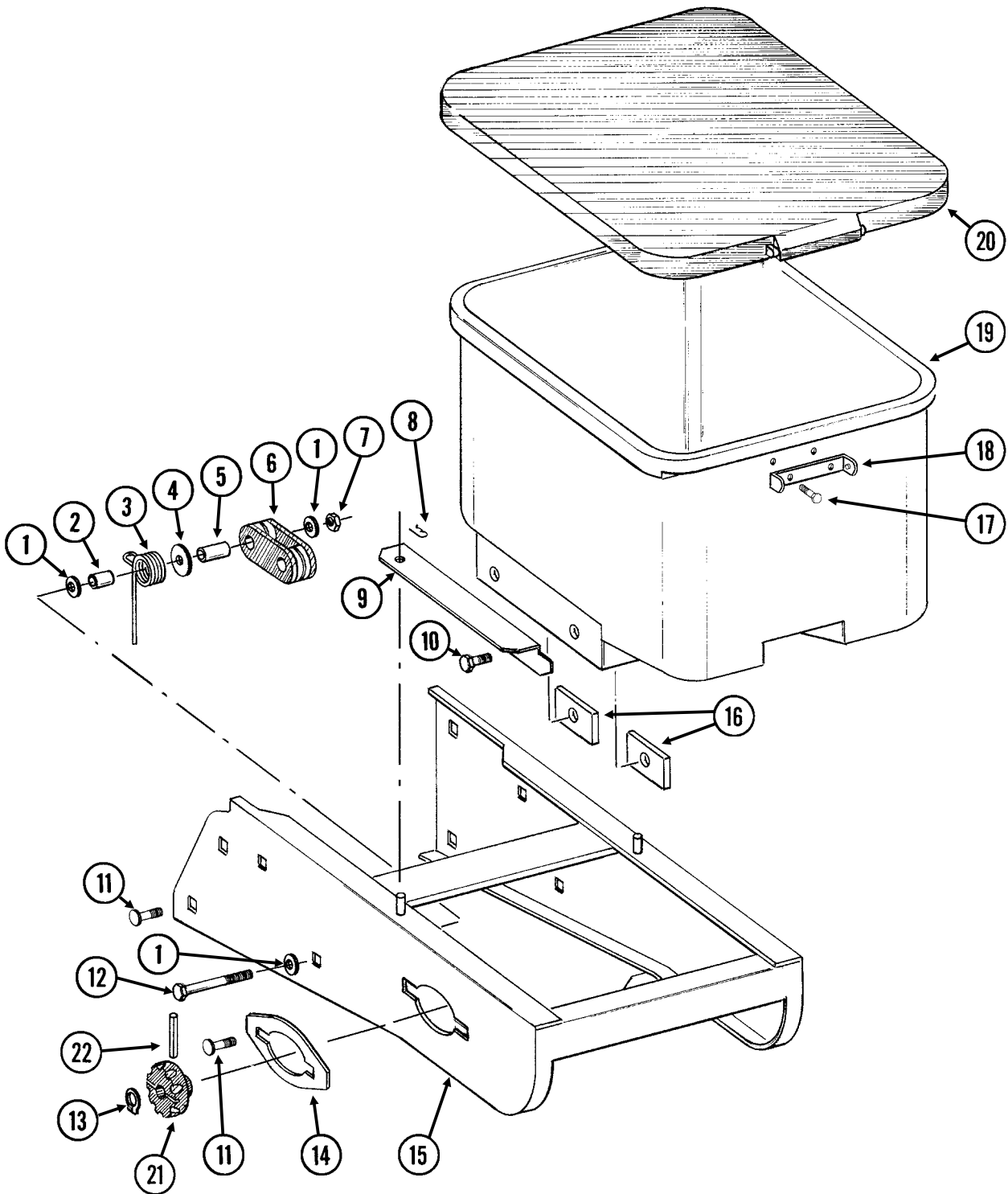


SEED METER

ITEM	PART NO.	QTY.	DESCRIPTION
1.	GA11911	1	Vacuum Cover W/Elbow And Cap
	GD17099	-	3/16" Hose Barb Elbow
	GD17152	-	Cap
2.	GA12133	1	Cleanout Brush (Used With 60 Cell Milo/Grain Sorghum Disc)
3.	GD17049	-	Seed Disc, Corn/Popcorn, 39 Cell, Light Blue Color-Coded
	GD17048	-	Seed Disc, Low-Rate Corn/Popcorn, 24 Cell, Light Green Color-Coded
	GD14467	-	Seed Disc, Soybean, 60 Cell, Black Color-Coded
	GD14468	-	Seed Disc, High-Rate Soybean, 120 Cell, Dark Blue Color-Coded
	GD17050	-	Seed Disc, Milo/Grain Sorghum, 60 Cell, Yellow Color-Coded
	GD17187	-	Seed Disc, Hill-Drop Cotton, Acid-Delinted, 3 Seeds Per Cell, 20 Cell, Brown Color-Coded
	GD18095	-	Seed Disc, Small Hill-Drop Cotton, Acid-Delinted, 20 Cell (3 Seeds Per Cell), Grey Color-Coded
	GD17186	-	Seed Disc, Cotton, Acid-Delinted/Small Dry Edible Bean, 54 Cell, Dark Green Color-Coded
	GD18098	-	Seed Disc, Small Cotton/Sunflower, 54 Cell, White Color-Coded
	GD14477	-	Seed Disc, Large Dry Edible Bean, 54 Cell, Tan Color-Coded
4.	GD17028	1	Wall Brush/Vent
5.	GD17021	1	Foam Spacer
6.	GB0328	1	Mount
7.	GA5698	1	Bearing
8.	GD14541	1	Discharge Cover
9.	G10602	1	Spring Pin, 1/4" x 1 1/2"
10.	G10603	1	Spring Pin, 1/4" x 1 1/4"
11.	G11213	1	Hex Socket Head Cap Screw, 1/4"-20 x 3/4"
12.	GA11935	1	Crowder Brush
13.	G10260	1	Hex Socket Head Cap Screw, 1/4"-20 x 1/2"
14.	GD17047	1	Air Inlet Screen
15.	GD17162	3	Push Nut, 1/8" I.D.
16.	GA10755	1	Singulator Brush
17.	GD14592	1	Spring
18.	GB0358	1	Cap
19.	GD15663	1	Brush Adjustment Lever
20.	G11173	1	Hex Socket Head Cap Screw, No. 10-24 x 3/8", Stainless Steel
21.	G11172	4	Hex Socket Head Shoulder Screw, 1/4"-20 x 3/8", Stainless Steel
22.	GB0319	1	Housing
23.	G11009	2	Locking Thumbscrew, 5/16"-18 x 3/4"
24.	GD17104	1	Seed Baffle (Used With 60 Cell Milo/Grain Sorghum Disc, 60 Cell Soybean Disc, 120 Cell High-Rate Soybean Disc And 39 Cell And 24 Cell Popcorn Discs)
25.	G11210	1	Rib Neck Bolt, 1/4"-20 x 3/4"
	G10323	1	Hex Flange Nut, 1/4"-20, No Serrations
26.	GD15700	1	Shank Cover, EdgeVac® Meter
27.	GA12154	-	Cleanout Brush W/Ball-Type Ejector (Used With 20 Cell Hill-Drop Acid-Delinted Cotton Discs And 54 Cell Acid-Delinted Cotton/Small Dry Edible Bean And Small Cotton/Sunflower Discs)

GRANULAR CHEMICAL HOPPER AND HOPPER PANEL EXTENSION

(METR14d)

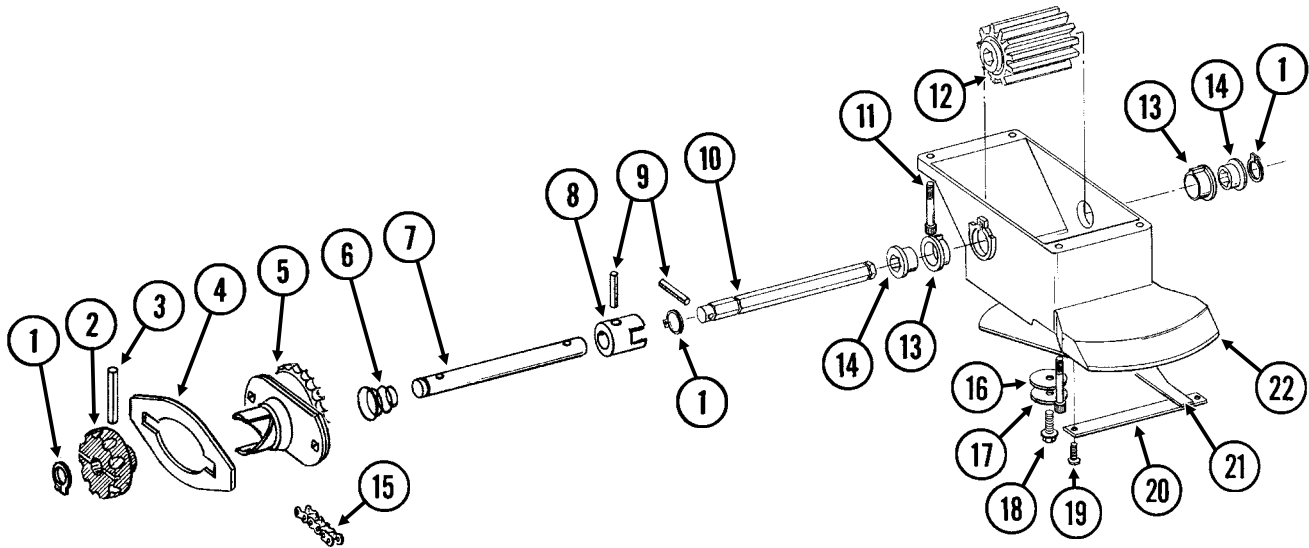


GRANULAR CHEMICAL HOPPER AND HOPPER PANEL EXTENSION

ITEM	PART NO.	QTY. (Per Row)	DESCRIPTION
1.	G10210	3	Washer, 3/8" USS
2.	GD2971-10	1	Sleeve, 9/16" Long
3.	GD11219	1	Spring
4.	G10201	1	Special Washer, 3/8" x 1 1/2" O.D.
5.	GD1026	1	Sleeve, 1 3/16" Long
6.	GD11962	1	Idler
7.	G10108	1	Lock Nut, 3/8"-16
8.	G10670	2	Hair Pin Clip, No. 3
9.	GD1059L	1	Support, L.H. (Shown)
	GD1059R	1	Support, R.H.
10.	G10002	4	Hex Head Cap Screw, 3/8"-16 x 3/4"
	G10229	4	Lock Washer, 3/8"
11.	G10312	8	Carriage Bolt, 5/16"-18 x 3/4"
	G10620	8	Serrated Flange Nut, 5/16"-18
12.	G10325	1	Hex Head Cap Screw, 3/8"-16 x 2 3/4"
13.	G10567	3	External Retaining Ring, 5/8"
14.	GD11305	1	Plate
15.	A10759	1	Hopper Panel Extension (Non-Stock Item) (Sub Wholegoods Order Code 700-01099)
16.	GD11424	4	Block
17.	G10023	2	Hex Head Cap Screw, 1/4"-20 x 3/4"
	G10621	2	Serrated Flange Nut, 1/4"-20
18.	GD1060	1	Hinge
19.	GA8371	1	Hopper
20.	GA4444	1	Lid
21.	GD11239	1	Knob
22.	G10602	1	Spring Pin, 1/4" x 1 1/2"

GRANULAR CHEMICAL METER AND METER DRIVE

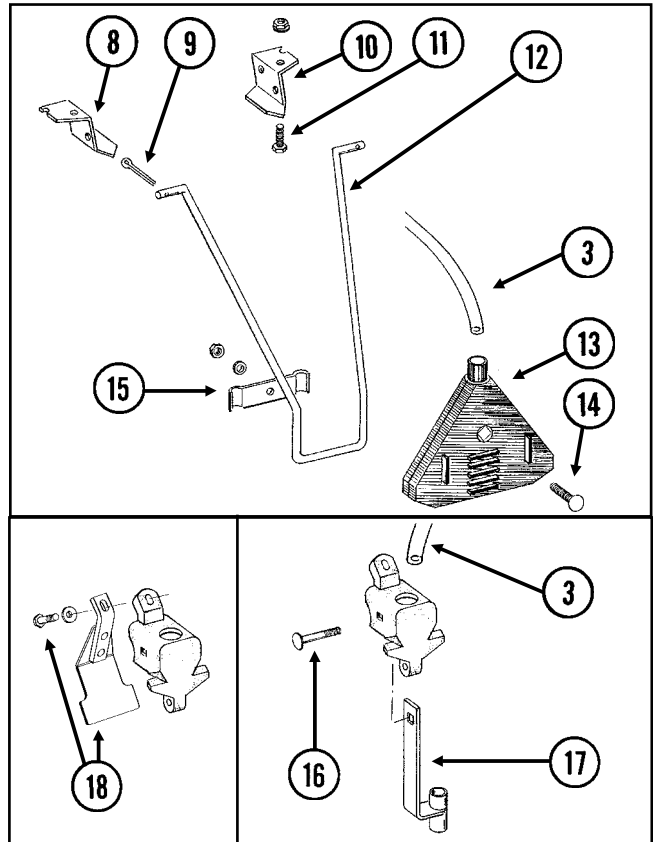
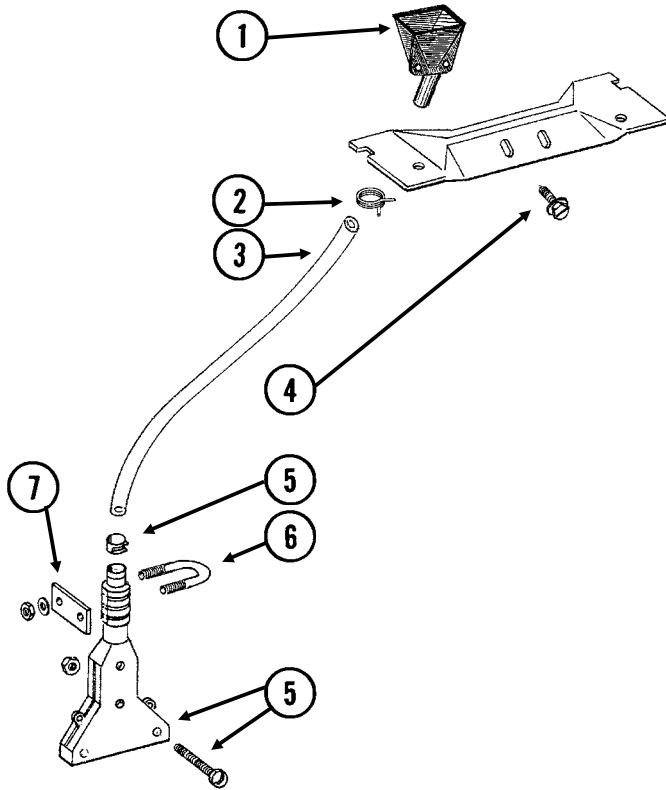
RUA051/RUB028(RU91a)



ITEM	PART NO.	QTY. (Per Row)	DESCRIPTION
1.	G10567	3	External Retaining Ring, 5/8"
2.	GD11239	1	Knob
3.	G10602	1	Spring Pin, 1/4" x 1 1/2"
4.		-	See "Granular Chemical Hopper And Hopper Panel Extension", Pages P22 And P23
5.	GA8364	1	Sprocket And Bearing, Drive Clutch, 24 Tooth
6.	GD11413	1	Spring
7.	GD11240	1	Shaft
8.	GB0278	1	Coupler
9.	G10546	2	Spring Pin, 3/16" x 1 1/4"
10.	GD11297	1	Shaft
11.	G10921	4	Hex Socket Head Cap Screw, No. 10-24 x 7/8"
	G10257	4	Lock Washer, No. 10
12.	GD7148	1	Feed Roller, Hex Bore
13.	GB0115	2	Bearing
14.	GD7258	2	Hex Bushing
15.	G3303-108	1	Chain, No. 41, 108 Pitch Including Connector Link
	GR0196	1	Connector Link, No. 41
16.	G10660	1	Wave Washer, 1/2"
17.	G10209	1	Washer, 1/4" USS
18.	G10570	1	Slotted Hex Self-Tapping Screw, 1/4"-20 x 3/4"
19.	G11073	2	Slotted Hex Self-Tapping Screw, No. 10 x 3/8"
20.	GD1061	1	Support Strap
21.	GD1063	1	Metering Gate
22.	GB0116	1	Granular Housing
A.	GA8326	-	Granular Chemical Meter Complete (Items 1, 9, 10, 12-14 And 16-22)

GRANULAR CHEMICAL BANDING OPTIONS

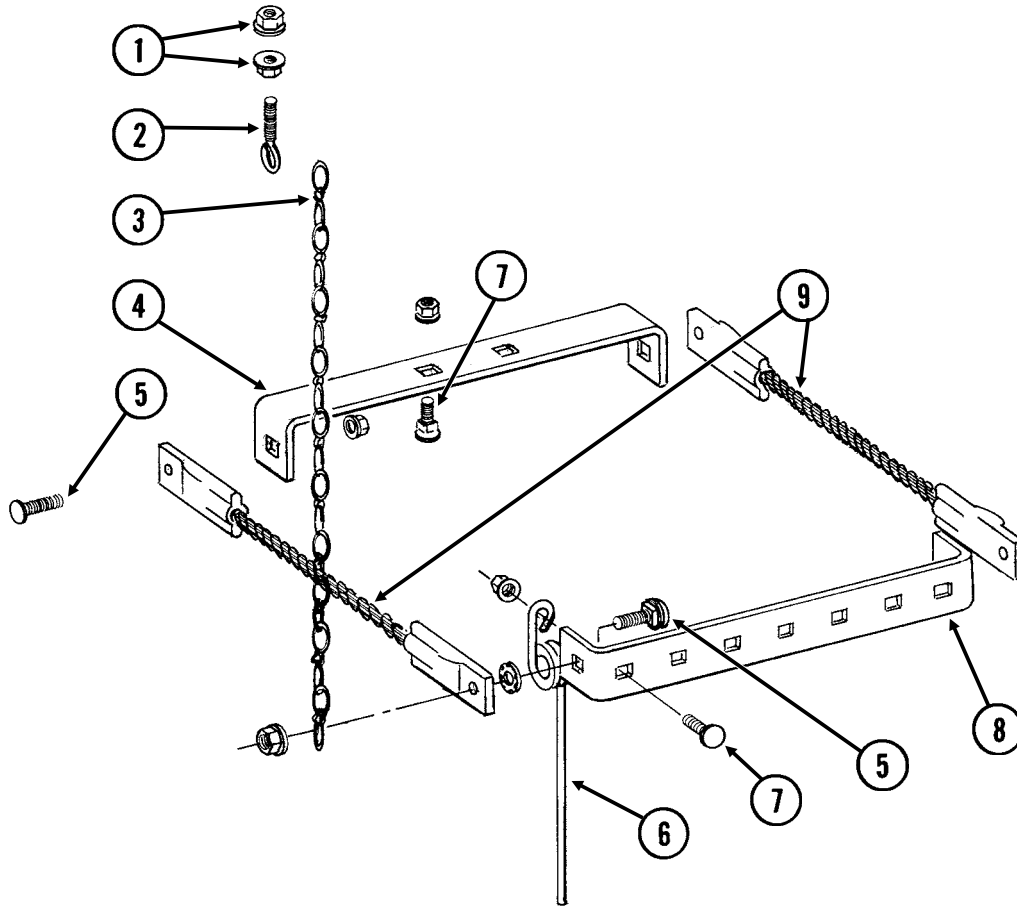
RUA061/RUA073(RU101mm/RU83m)



ITEM	PART NO.	QTY.	DESCRIPTION
1.	GD2423	1	Funnel
2.	G11209	1	Wire Hose Clamp, 3/4"
3.	GD2947	1	Hose, 7/16" x 28"
4.	G10523	2	Slotted Pan Head Self-Tapping Screw, No. 10 x 1/2"
5.	GA6907	1	Slope-Compensating Bander W/Hardware (4 1/2" Band Width)
	G10864	1	Uni-Clamp
	G10757	2	Pan Head Screw, No. 10-32 x 1 1/4"
	G10758	2	Hex Nut, No. 10-32
6.	GD10963	1	U-Bolt, 1 1/2" x 1 5/16" x 1/4"-20
	G10209	2	Washer, 1/4" USS
	G10110	2	Lock Nut, 1/4"-20, Grade B
7.	GD10984	1	Spacer
8.	GD1115L	-	Hanger Bracket, L.H.
9.	G10452	-	Cotter Pin, 1/8" x 1/2"
10.	GD1115R	-	Hanger Bracket, R.H.
11.	G10310	-	Carriage Bolt, 1/4"-20 x 3/4", Grade 2
	G10227	-	Lock Washer, 1/4"
	G10103	-	Hex Nut, 1/4"-20
12.	GD1116	-	Hanger
13.	GA2075	-	Diffuser, 14" Band
14.	G10306	-	Carriage Bolt, 3/8"-16 x 2"
	G10229	-	Lock Washer, 3/8"
	G10101	-	Hex Nut, 3/8"-16
15.	GD1118	-	Clamp
16.	G10315	1	Carriage Bolt, 1/2"-13 x 2 1/2" (Replaces Existing 1/2" x 2 1/4" Hardware)
17.	GA6741	1	Bracket (Straight Drop In-Furrow)
18.	G1K385	-	Bander Shield Kit W/Hardware And Instruction
	G10003	1	Hex Head Cap Screw, 3/8"-16 x 1 1/2"
	GD14659	1	Special Washer, 3/8", Hardened

SPRING TOOTH INCORPORATOR

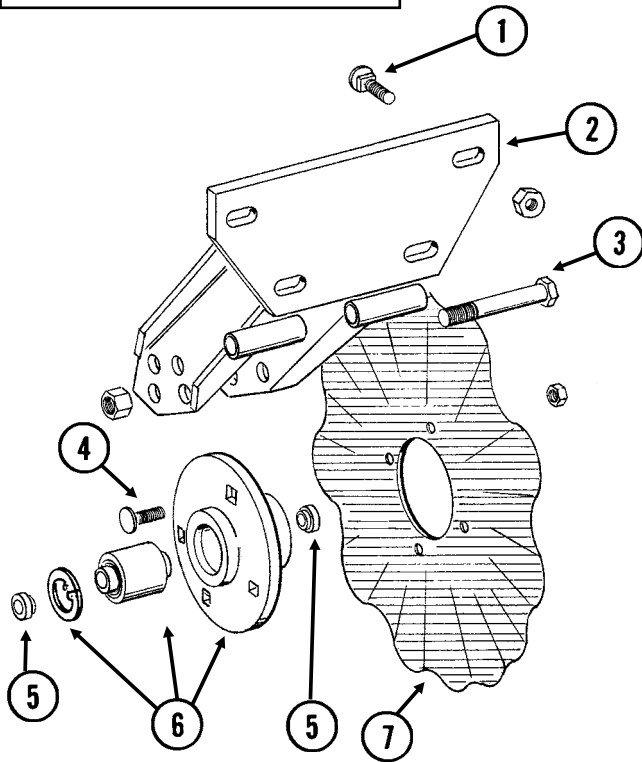
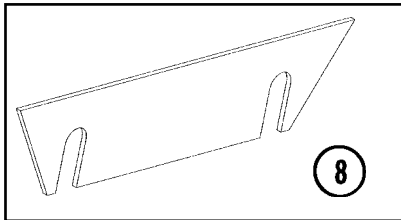
RUA055(RU95)



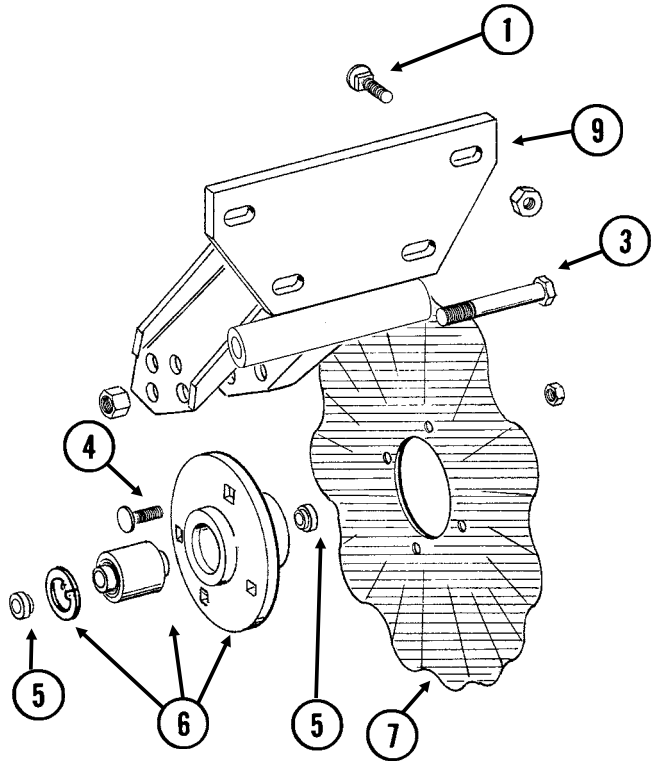
ITEM	PART NO.	QTY. (Per Row)	DESCRIPTION
1.	G10621	4	Serrated Flange Nut, 1/4"-20
2.	GD2460	2	Eyebolt, 1/4"-20
3.	G3305-01	4	Twin Loop Chain, 9 Links
4.	GD1143	1	Front Bracket
5.	G10305	4	Carriage Bolt, 3/8"-16 x 1"
	G10529	4	External Tooth Lock Washer, 3/8"
	G10622	4	Serrated Flange Nut, 3/8"-16
6.	GD1145	7	Spring Tooth
7.	G10308	9	Carriage Bolt, 3/8"-16 x 3/4"
	G10622	9	Serrated Flange Nut, 3/8"-16
8.	GD1144	1	Rear Bracket
9.	GA2094	2	Cable Assembly

ROW UNIT MOUNTED NO TILL COULTER

(D14398/RU102c/RU152)



STYLE A

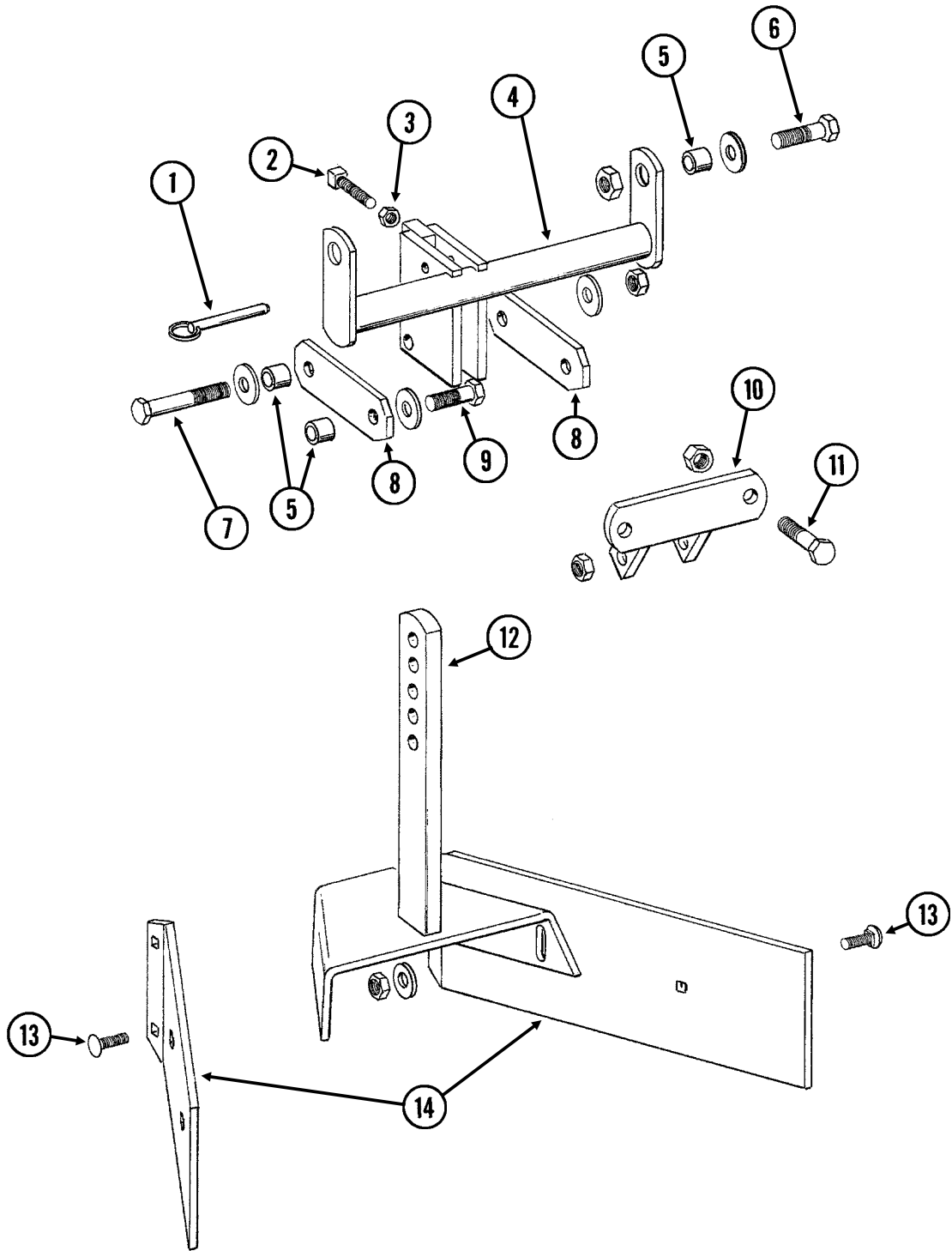


STYLE B

ITEM	PART NO.	QTY. (Per Row)	DESCRIPTION
1.	G10574	4	Carriage Bolt, 1/2"-13 x 1 1/4"
	G10111	4	Lock Nut, 1/2"-13
2.	GA5625	1	Arm (Style A)
3.	G10036	1	Hex Head Cap Screw, 5/8"-11 x 4"
	G10107	1	Lock Nut, 5/8"-11
4.	G10574	4	Carriage Bolt, 1/2"-13 x 1 1/4"
	G10111	4	Lock Nut, 1/2"-13
5.	GD11677	2	Adapter
6.	GA8641	1	Hub W/Bearing And Retaining Ring
	GA8603	-	Bearing, Double Row
	GD11652	-	Retaining Ring, 2 7/16"
7.	GD7803	-	Disc Blade, Fluted, 1", 8 Flutes (Shown)
	GD7804	-	Disc Blade, Bubbled, 1"
	GD9254	-	Disc Blade, Fluted, 3/4", 13 Flutes
	GD14398	-	Spacer
8.	GD14398	-	Spacer
9.	GA11520	1	Arm (Style B)

ROW UNIT MOUNTED BED LEVELER

RUA059/RUA060(RU99/RU100)

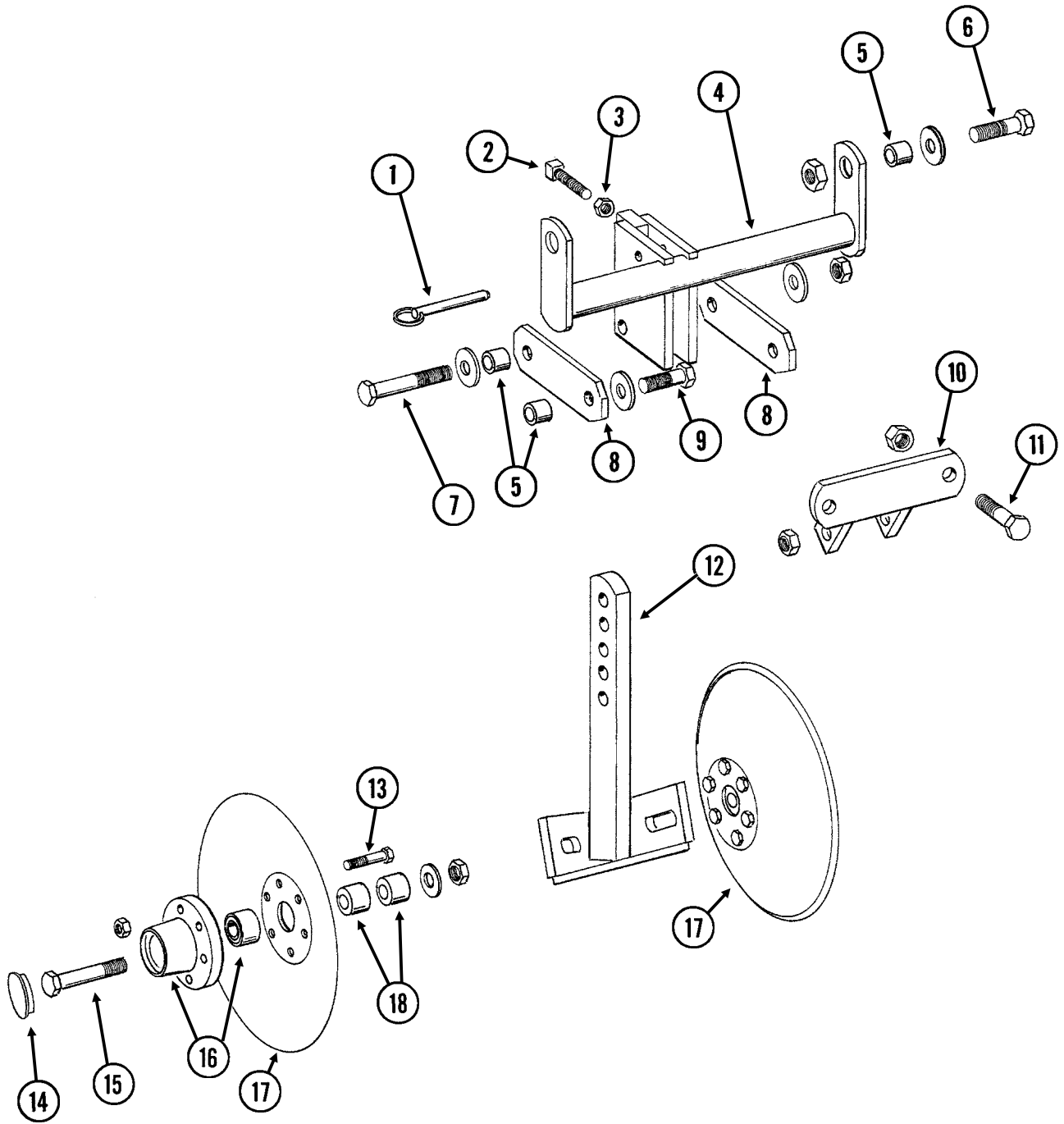


ROW UNIT MOUNTED BED LEVELER

ITEM	PART NO.	QTY. (Per Row)	DESCRIPTION
1.	G10536	1	Detent Pin, 1/2" x 2 1/2" Grip
2.	G10597	1	Square Head Set Screw, 5/8"-11 x 2 1/4"
3.	G10503	1	Hex Jam Nut, 5/8"-11, Grade 2
4.	GA5719	1	Mounting Bracket
5.	GD7889	6	Bushing, 1" O.D. x 9/16" I.D. x 7/16" Long
6.	G10039	2	Hex Head Cap Screw, 1/2"-13 x 1 3/4"
	GD14674	2	Special Washer, 1/2", Hardened
	G10111	2	Lock Nut, 1/2"-13
7.	G10585	1	Hex Head Cap Screw, 1/2"-13 x 3 1/4"
	G10216	2	Washer, 1/2" USS
	G10111	1	Lock Nut, 1/2"-13
8.	GD7890	2	Link
9.	G10017	2	Hex Head Cap Screw, 1/2"-13 x 1 1/2"
	G10216	2	Washer, 1/2" USS
	G10111	2	Lock Nut, 1/2"-13
10.	GA5715	1	Anchor
11.	G10017	2	Hex Head Cap Screw, 1/2"-13 x 1 1/2"
	G10111	2	Lock Nut, 1/2"-13
12.	GA5892	1	Leveler
13.	G10303	6	Carriage Bolt, 5/16"-18 x 1"
	G10219	4	Washer, 5/16" USS
	G10109	6	Lock Nut, 5/16"-18, Grade 8
14.	GD8266	2	Blade

ROW UNIT MOUNTED DISC FURROWER

RUA059/RUA058(RU99/RU98g)

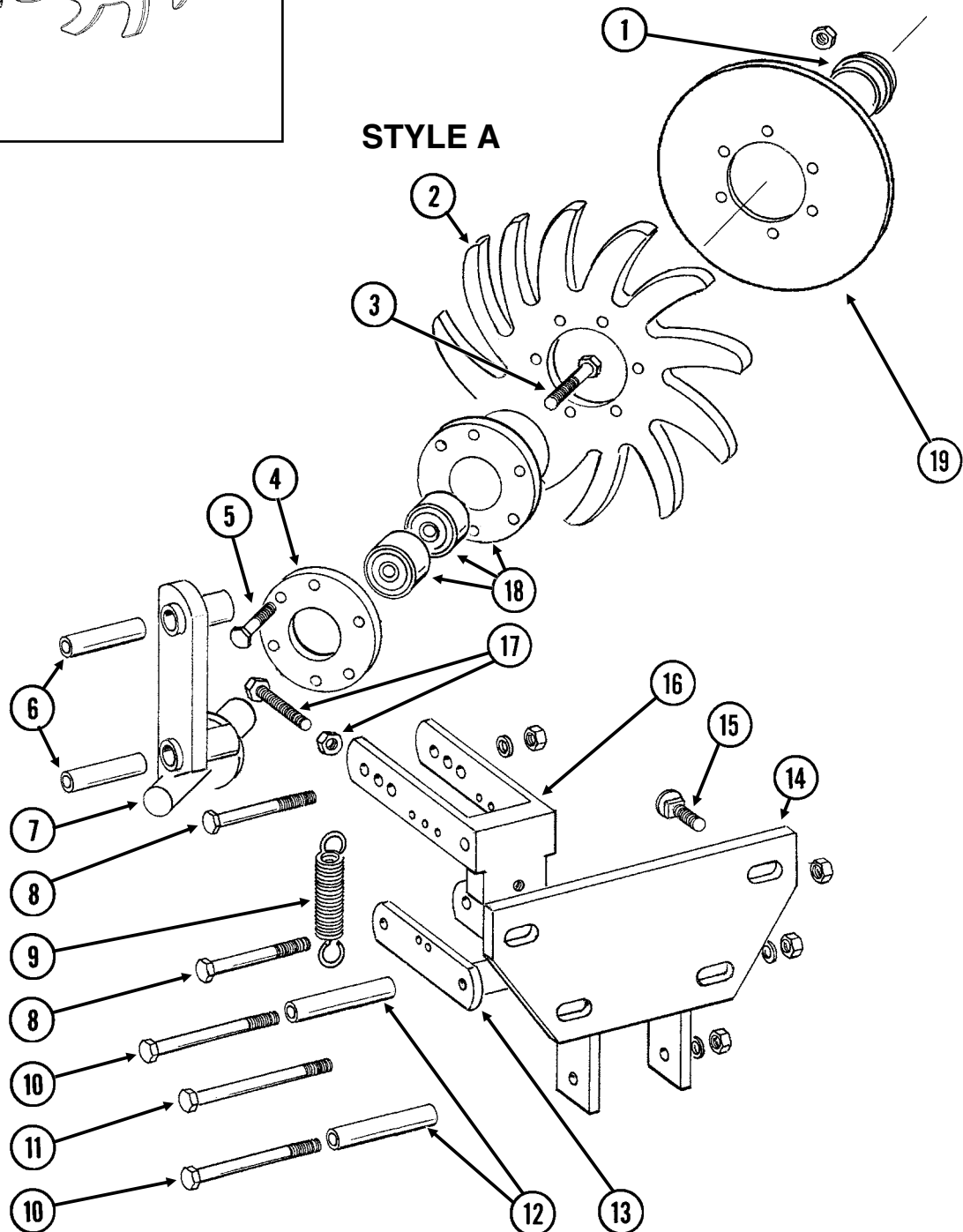
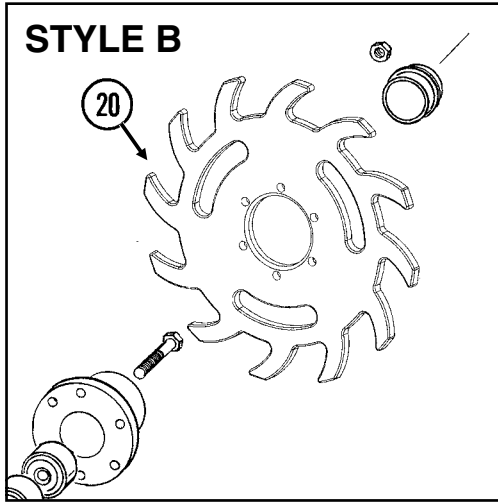


ROW UNIT MOUNTED DISC FURROWER

ITEM	PART NO.	QTY. (Per Row)	DESCRIPTION
1.	G10536	1	Detent Pin, 1/2" x 2 1/2" Grip
2.	G10597	1	Square Head Set Screw, 5/8"-11 x 2 1/4"
3.	G10503	1	Hex Jam Nut, 5/8"-11, Grade 2
4.	GA5719	1	Mounting Bracket
5.	GD7889	6	Bushing, 1" O.D. x 9/16" I.D. x 7/16" Long
6.	G10039	2	Hex Head Cap Screw, 1/2"-13 x 1 3/4"
	GD14674	2	Special Washer, 1/2", Hardened
	G10111	2	Lock Nut, 1/2"-13
7.	G10585	1	Hex Head Cap Screw, 1/2"-13 x 3 1/4"
	G10216	2	Washer, 1/2" USS
	G10111	1	Lock Nut, 1/2"-13
8.	GD7890	2	Link
9.	G10017	2	Hex Head Cap Screw, 1/2"-13 x 1 1/2"
	G10216	2	Washer, 1/2" USS
	G10111	2	Lock Nut, 1/2"-13
10.	GA5715	1	Anchor
11.	G10017	2	Hex Head Cap Screw, 1/2"-13 x 1 1/2"
	G10111	2	Lock Nut, 1/2"-13
12.	GA5718	1	Support Arm
13.	G10572	6	Truss Head Slotted Machine Screw, 5/16"-18 x 7/8"
	G10106	6	Hex Nut, 5/16"-18
14.	GD1132	2	Dust Cap
15.	G10318	2	Hex Head Cap Screw, 5/8"-11 x 4 1/2"
	GD7805	2	Special Washer, 5/8", Hardened
	G10107	2	Lock Nut, 5/8"-11
16.	GA5654	2	Hub W/Bearings
	GA2014	-	Bearing
17.	GD7823	-	Disc Blade, Solid, 12" (Shown)
	GD8307	-	Disc Blade, Notched, 12"
18.	GD7817-01	2	Spacer, 1 1/16" I.D. x 3/4" Long
	GD7817-04	2	Spacer, 1 1/16" I.D. x 1/2" Long

ROW UNIT MOUNTED RESIDUE WHEEL

(RU103dd/RU103d)



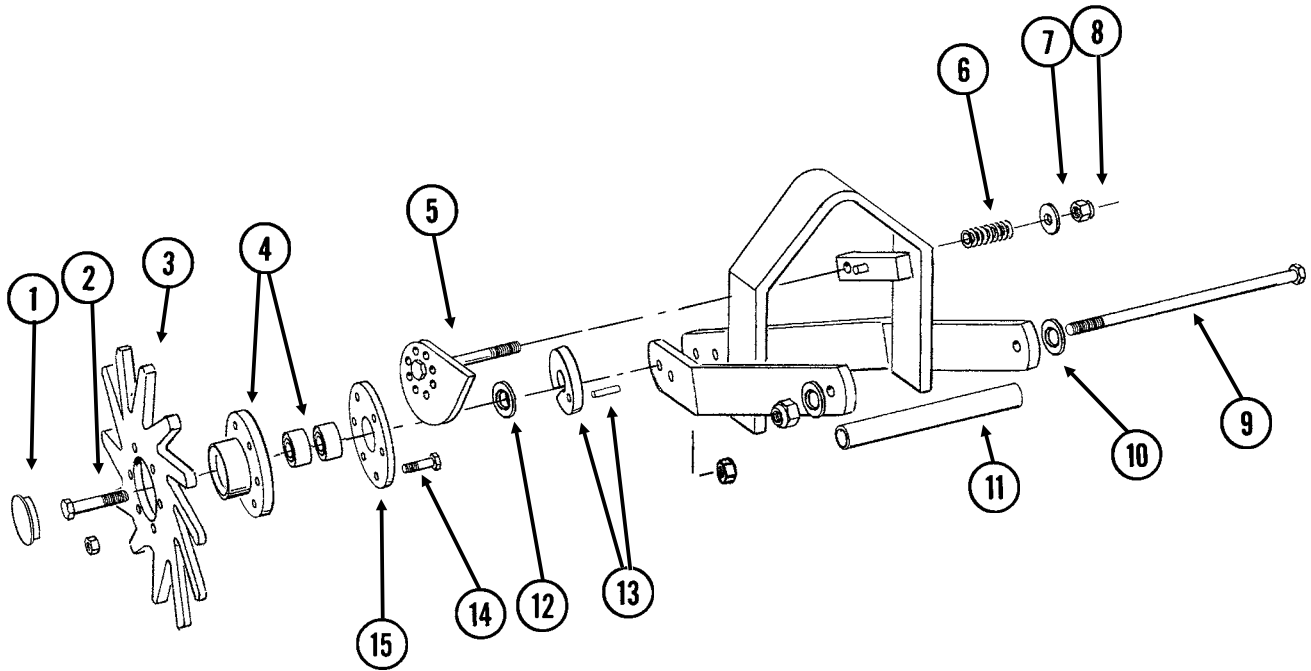
ROW UNIT MOUNTED RESIDUE WHEEL

ITEM	PART NO.	QTY. (Per Row)	DESCRIPTION
1.	GD1132	1	Dust Cap
2.	GD10552	1	Wheel, 12 Tine, $\frac{3}{8}$ " x 12"
3.	G10006	1	Hex Head Cap Screw, $\frac{5}{8}$ "-11 x 2 $\frac{1}{4}$ "
4.	GD9724	1	Backing Plate
5.	G10133	6	Hex Head Cap Screw, $\frac{5}{16}$ "-18 x 1 $\frac{1}{2}$ "
	G10109	6	Lock Nut, $\frac{5}{16}$ "-18, Grade 8
6.	GD9720	2	Spacer, $\frac{1}{2}$ " x 2 $\frac{3}{16}$ " Long
7.	GA6838	1	Wheel Mount
8.	G10033	2	Hex Head Cap Screw, $\frac{1}{2}$ "-13 x 3 $\frac{1}{2}$ "
	G10228	2	Lock Washer, $\frac{1}{2}$ "
	G10102	2	Hex Nut, $\frac{1}{2}$ "-13
9.	GD5857	2	Spring
10.	G10045	2	Hex Head Cap Screw, $\frac{1}{2}$ "-13 x 4 $\frac{1}{2}$ "
	G10228	2	Lock Washer, $\frac{1}{2}$ "
	G10102	2	Hex Nut, $\frac{1}{2}$ "-13
11.	G10348	1	Hex Head Cap Screw, $\frac{1}{2}$ "-13 x 5" (Lockup Bolt)
	G10111	1	Lock Nut, $\frac{1}{2}$ "-13
12.	GD9715	2	Spacer, $\frac{1}{2}$ " x 3" Long
13.	GA6834	1	Lower Link
14.	GA6832	1	Mount
15.	G10574	4	Carriage Bolt, $\frac{1}{2}$ "-13 x 1 $\frac{1}{4}$ "
	G10111	4	Lock Nut, $\frac{1}{2}$ "-13
16.	GA6833	1	Upper Link
17.	G10371	1	Hex Head Cap Screw, $\frac{1}{2}$ "-13 x 3", Full Thread
	G10501	1	Hex Jam Nut, $\frac{1}{2}$ "-13, Grade 2
18.	GA5654	1	Hub W/Bearings
	GA2014	-	Bearing
19.	GD12534	-	Cover
20.	GB0387	1	Wheel, 12 Tine, $\frac{3}{8}$ " x 12"
A.	GA7446	-	Wheel Assembly, 12 Tine, R.H. (Items 2, 4, 5 And 18)
B.	GA12236	-	Wheel Assembly, 12 Tine, R.H. (Items 4, 5, 18 And 20)

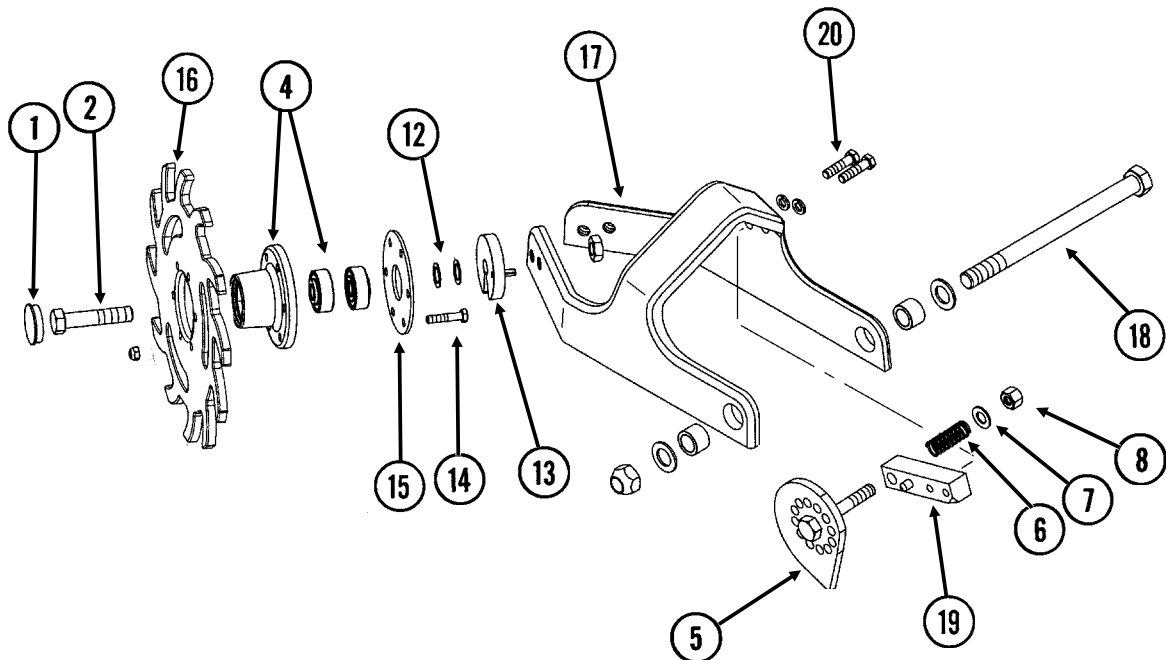
COULTER MOUNTED RESIDUE WHEELS

(RU104uuu/RU153)

STYLE A - Used With Style A Row Unit Mounted No Till Coulter



STYLE B - Used With Style B Row Unit Mounted No Till Coulter

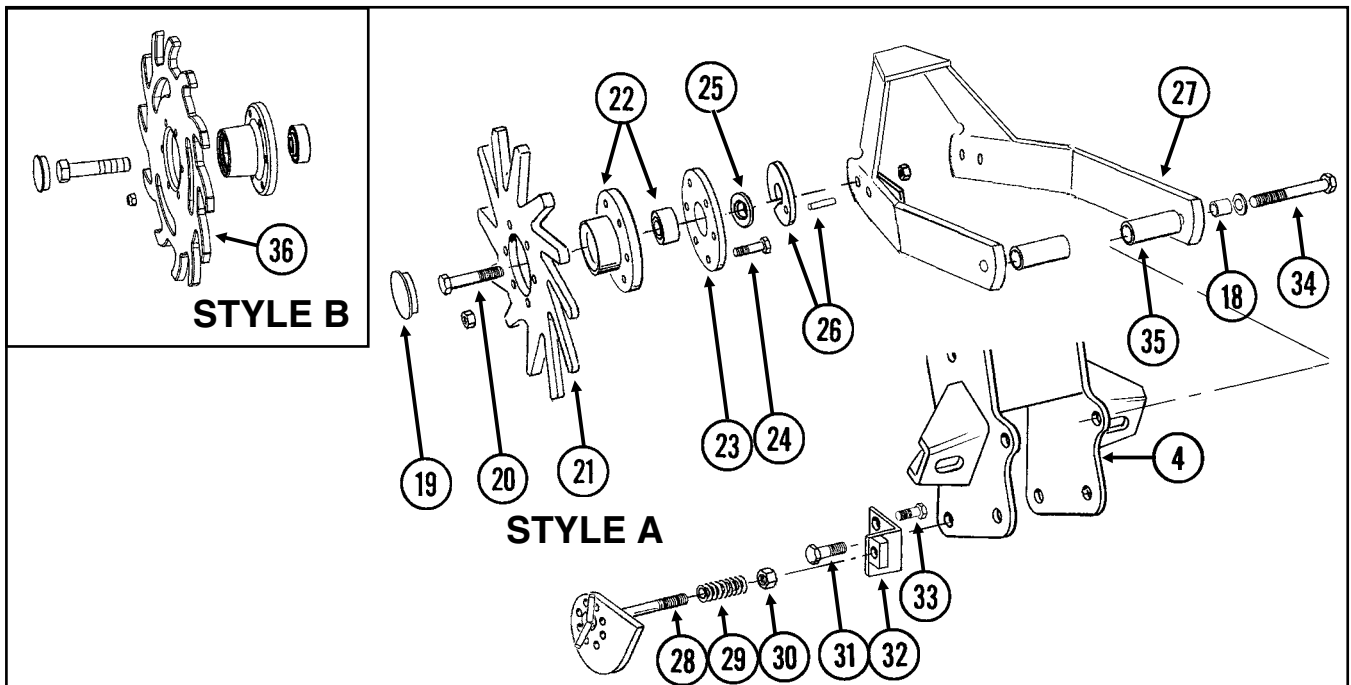
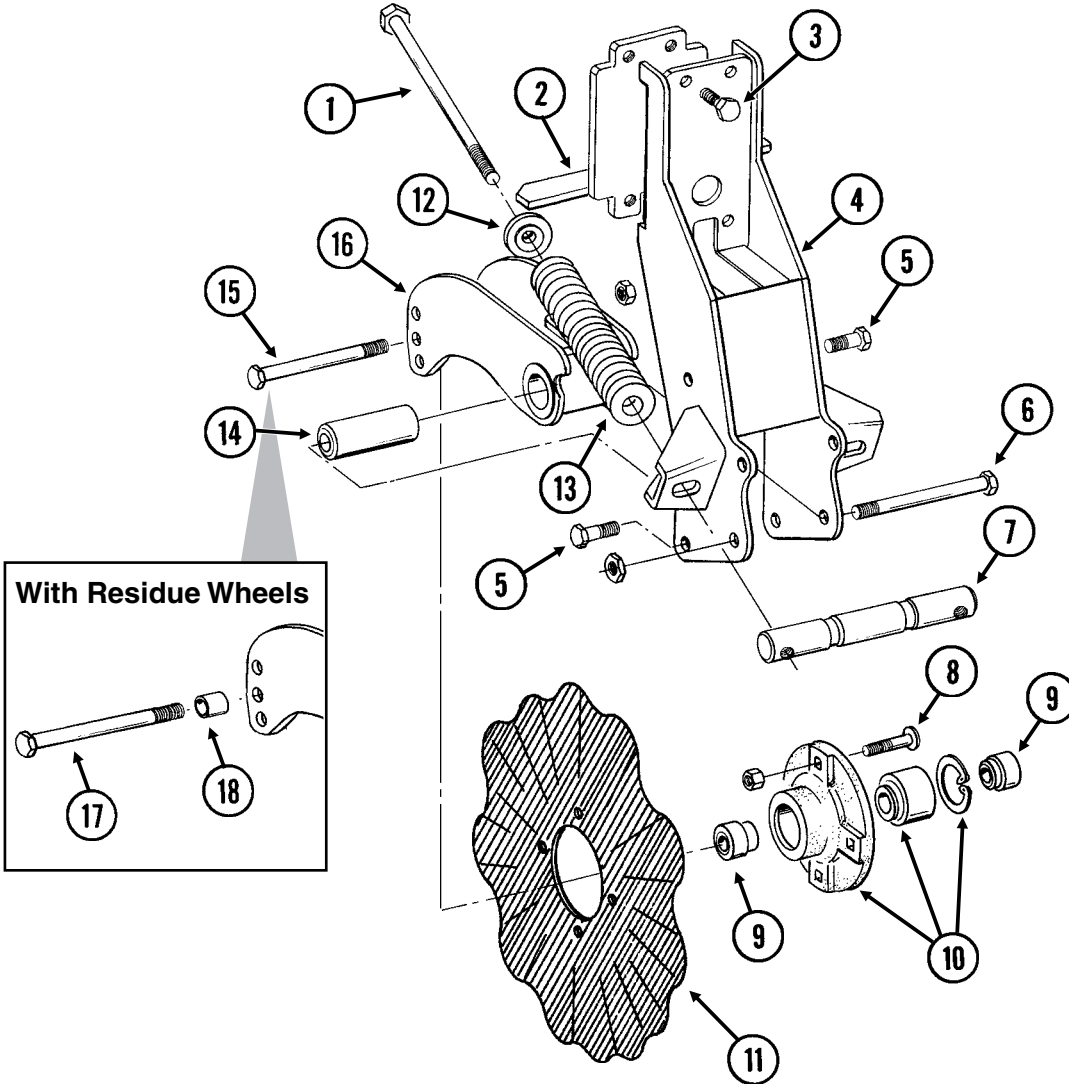


COULTER MOUNTED RESIDUE WHEELS

ITEM	PART NO.	QTY. (Per Row)	DESCRIPTION
1.	GD1132	2	Dust Cap
2.	G10010	2	Hex Head Cap Screw, 5/8"-11 x 3"
	G10503	2	Hex Jam Nut, 5/8"-11, Grade 2
3.	GD10552	2	Wheel, 12 Tine, 3/8" x 12"
4.	GA5654	2	Hub W/Bearings
	GA2014	-	Bearing
5.	GA7412	1	Cam
6.	GD10519	1	Spring
7.	G10206	1	Washer, 1/2" SAE
8.	G10974	1	Lock Nut W/Nylon Insert, 1/2"-13
9.	G11098	1	Hex Head Cap Screw, 1/2"-13 x 9 1/2", Grade 8
	GD14674	2	Special Washer, 1/2", Hardened
	G10974	1	Lock Nut W/Nylon Insert, 1/2"-13
10.	GA7271	1	Mount
11.	GD10526	1	Sleeve, 7 1/2"
12.	G10213	2-4	Machine Bushing, 5/8" (.030" Thick)
13.	GA8760	2	Weed Guard W/Spring Pin
	G10765	-	Spring Pin, 1/4" x 1"
14.	G10133	12	Hex Head Cap Screw, 5/16"-18 x 1 1/2"
	G10109	12	Lock Nut, 5/16"-18, Grade 8
15.	GD9724	2	Backing Plate
16.	GB0387	2	Wheel, 12 Tine, 3/8" x 12"
17.	GB0401	1	Mount
18.	G11236	1	Hex Head Cap Screw, 3/4"-10 x 10 1/2"
	GB0383	2	Bushing, 1 1/8" O.D. x 25/32" I.D. x 3/4" Long
	G10194	2	Washer, 3/4" SAE
	G11228	1	Lock Nut, 3/4"-10
19.	GA12256	1	Locking Pin
20.	G10003	2	Hex Head Cap Screw, 3/8"-16 x 1 1/2"
	G10229	2	Lock Washer, 3/8"
A.	GA7446	-	Wheel Assembly, 12 Tine, R.H. (Items 3, 4, 14 And 15) (Shown)
	GA7445	-	Wheel Assembly, 12 Tine, L.H. (Items 3, 4, 14 And 15)
B.	GA12236	-	Wheel Assembly, 12 Tine, R.H. (Items 4, 14, 15 And 16) (Shown)
	GA12235	-	Wheel Assembly, 12 Tine, L.H. (Items 4, 14, 15 And 16)
C.	G1K467	-	Residue Wheel Mount Kit (Items 17-20)

FRAME MOUNTED COULTER W/RESIDUE WHEELS

(RU135c/RU135g/RU153b/RU135hh)



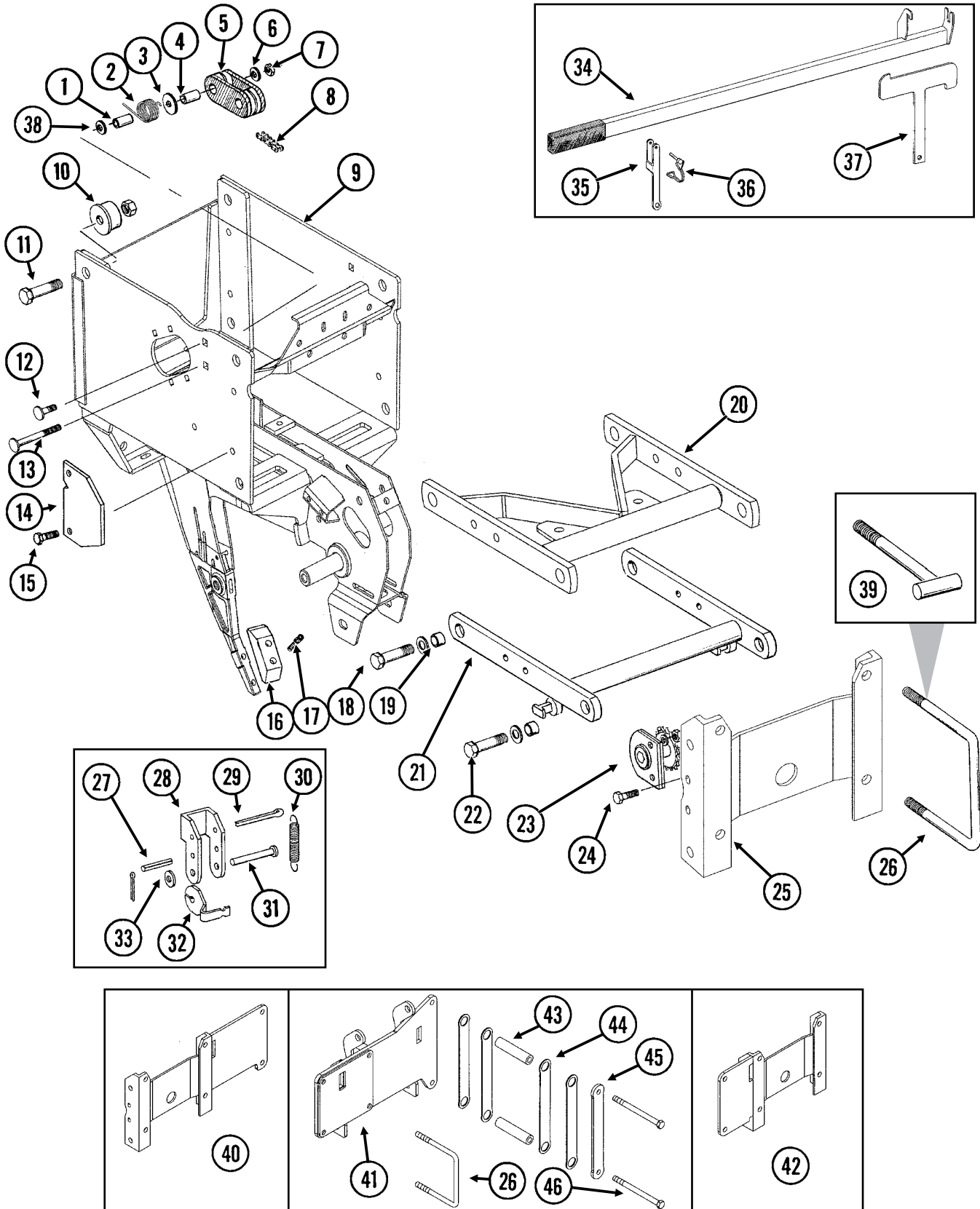
FRAME MOUNTED COULTER W/RESIDUE WHEELS

ITEM	PART NO.	QTY. (Per Row)	DESCRIPTION
1.	G11010	2	Hex Head Cap Screw, 3/4"-10 x 12"
2.	GA9844	1	Plate W/Angle
3.	G10039	4	Hex Head Cap Screw, 1/2"-13 x 1 3/4"
4.	GA9131	1	Coulter Frame
5.	G10007	4	Hex Head Cap Screw, 5/8"-11 x 1 1/2"
	G10107	4	Lock Nut, 5/8"-11
6.	G10400	1	Hex Head Cap Screw, 3/4"-10 x 6 1/2"
	G10112	1	Lock Nut, 3/4"-10
7.	GD12826	1	Spring Anchor Bar
8.	G10574	4	Carriage Bolt, 1/2"-13 x 1 1/4"
	G10111	4	Lock Nut, 1/2"-13
9.	GD12827	2	Adapter
10.	GA8641	1	Hub W/Bearing And Retaining Ring
	GA8603	1	Bearing, Double Row
	GD11652	1	Retaining Ring, 2 7/16"
11.	GD7803	1	Disc Blade, Fluted, 1", 8 Flutes (Shown)
	GD7804	-	Disc Blade, Bubbled, 1"
	GD9254	-	Disc Blade, Fluted, 3/4", 13 Flutes
12.	GB0213	2	Spring Seat
13.	GD12817	2	Compression Spring
14.	GD12829	1	Sleeve
15.	G10046	1	Hex Head Cap Screw, 5/8"-11 x 5"
	G10107	1	Lock Nut, 5/8"-11
16.	GA9845	1	Coulter Arm W/Grease Fitting
	G10643	-	Grease Fitting, 45°, 1/4"-28
17.	G10011	1	Hex Head Cap Screw, 5/8"-11 x 5 1/2"
	G10107	1	Lock Nut, 5/8"-11
18.	GB0218	3	Bushing, 2 1/32" I.D. x 7/8" O.D. x 1 9/32" Long
19.	GD1132	2	Dust Cap
20.	G10010	2	Hex Head Cap Screw, 5/8"-11 x 3"
	G10503	2	Hex Jam Nut, 5/8"-11, Grade 2
21.	GD10552	2	Wheel, 12 Tine, 3/8" x 12"
22.	GA5654	2	Hub W/Bearings
	GA2014	-	Bearing
23.	GD9724	2	Backing Plate
24.	G10133	12	Hex Head Cap Screw, 5/16"-18 x 1 1/2"
	G10109	12	Lock Nut, 5/16"-18, Grade 8
25.	G10213	2	Machine Bushing, 5/8" (.030" Thick)
26.	GA9862	2	Weed Guard W/Spring Pin
	G10765	-	Spring Pin, 1/4" x 1"
27.	GA9865	1	Mount
28.	GA9861	1	Cam
29.	GD10519	1	Spring
30.	G10974	1	Lock Nut W/Nylon Insert, 1/2"-13
31.	G10005	1	Hex Head Cap Screw, 5/8"-11 x 1 3/4"
	G10107	4	Lock Nut, 5/8"-11
32.	GA9864	1	Support
33.	G10014	1	Hex Head Cap Screw, 1/2"-13 x 1"
	G10102	1	Hex Nut, 1/2"-13
34.	G10011	2	Hex Head Cap Screw, 5/8"-11 x 5 1/2"
	G10205	2	Washer, 5/8" SAE
	G10730	2	Lock Nut W/Nylon Insert, 5/8"-11
35.	GD14170	2	Sleeve, 3"
36.	GB0386	2	Wheel, 12 Tine, 3/8" x 12"
A.	GA7446	-	Wheel Assembly, 12 Tine, R.H. (Items 21-24) (Shown)
	GA7445	-	Wheel Assembly, 12 Tine, L.H. (Items 21-24)
B.	GA12236	-	Wheel Assembly, 12 Tine, R.H. (Items 22, 23, 24 And 36) (Shown)
	GA12235	-	Wheel Assembly, 12 Tine, L.H. (Items 22, 23, 24 And 36)

PUSH ROW UNIT

(RU156c/R141dd/RU89qq/PNE31a)

NOTE: Push row units use the same seed tube, row unit depth adjustment components, quick adjustable down force springs option, 15" opener disc blades, gauge wheels, closing wheels, meter drive and seed hopper as the pull row unit. See those pages for common parts.

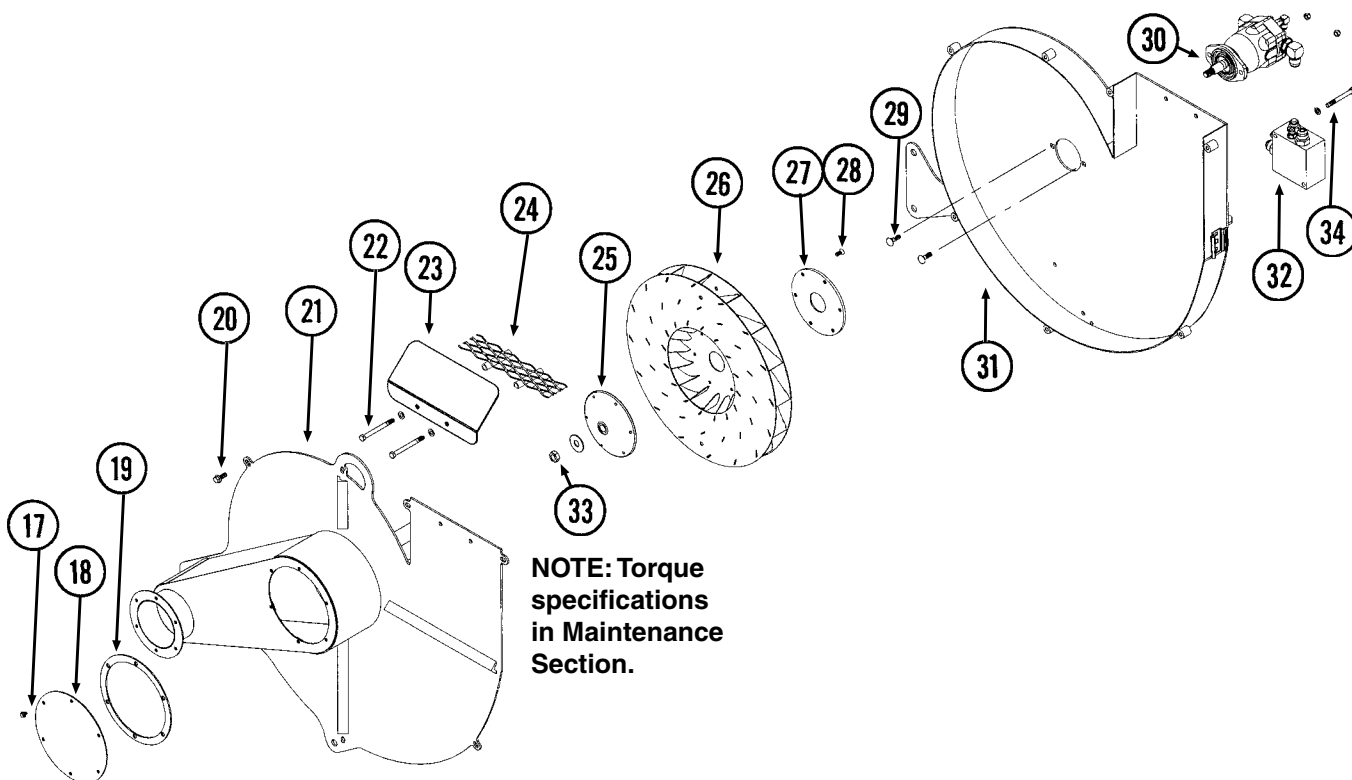
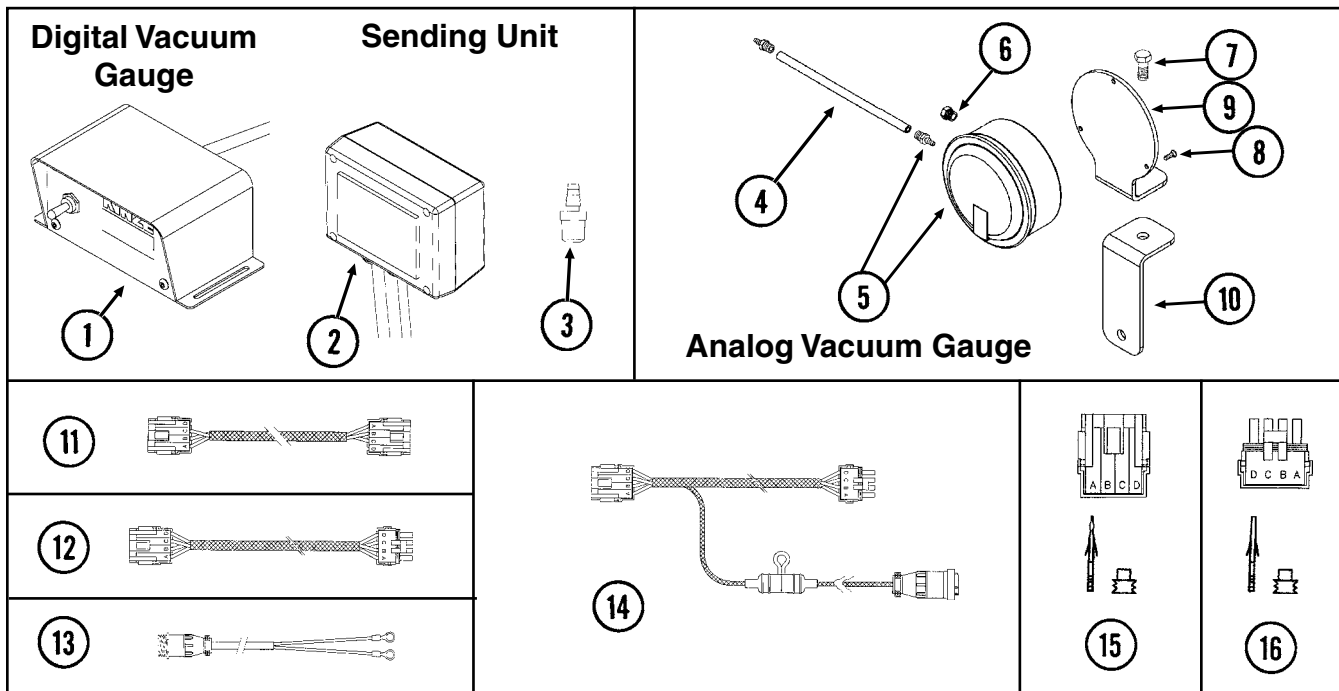


PUSH ROW UNIT

ITEM	PART NO.	QTY. (Per Row)	DESCRIPTION
1.	GD1026	1	Sleeve, 1 3/16" Long
2.	GD11218	1	Spring
3.	G10201	1	Special Washer, 3/8" x 1 1/2" O.D.
4.	GD8893-01	1	Sleeve, 1 3/8" Long
5.	GD11962	1	Idler
6.	G10210	1	Washer, 3/8" USS
7.	G10108	1	Lock Nut, 3/8"-16
8.	G3303-96	1	Chain, No. 41, 96 Pitch Including Connector Link
	GR0196	1	Connector Link, No. 41
9.	GA10161	-	Push Row Unit Shank
10.	GB0314	2	Hopper Mount
11.	G10751	2	Hex Head Cap Screw, 5/8"-18 x 1 3/4"
	G10412	2	Lock Nut, 5/8"-18
12.	G10599	1	Carriage Bolt, 3/8"-16 x 1 1/4"
	G10101	1	Hex Nut, 3/8"-16
	G10108	1	Lock Nut, 3/8"-16
13.	G10307	1	Carriage Bolt, 3/8"-16 x 3 1/2"
14.	GD10867	2	Stop
15.	G10004	4	Hex Head Cap Screw, 3/8"-16 x 1 1/4"
	G10108	4	Lock Nut, 3/8"-16
16.	GB0301	1	Seed Tube Guard/Inner Scraper
17.	G10912	2	Hex Socket Head Cap Screw, 5/16"-18 x 1", Grade 8
18.	G10751	4	Hex Head Cap Screw, 5/8"-18 x 1 3/4"
	GD7805	4	Special Washer, 5/8", Hardened
	G10412	4	Lock Nut, 5/8"-18
19.	GB0218	8	Bushing, 2 1/32" I.D. x 7/8" O.D. x 1 9/32" Long
20.	GA11969	1	Upper Arm
21.	GA5787	1	Lower Arm
22.	G10732	4	Hex Head Cap Screw, 5/8"-18 x 2"
	GD7805	4	Special Washer, 5/8", Hardened
	G10412	4	Lock Nut, 5/8"-18
23.	GA1720	1	Bearing/Sprocket, 7/8" Hex Bore
24.	G10004	2	Hex Head Cap Screw, 3/8"-16 x 1 1/4"
	G10229	2	Lock Washer, 3/8"
	G10101	2	Hex Nut, 3/8"-16
25.	GA11971	1	Mounting Plate
26.	GD1113	2	U-Bolt, 5" x 7" x 5/8"-11
	G10230	4	Lock Washer, 5/8"
	G10104	4	Hex Nut, 5/8"-11
27.	G10718	2	Spring Pin, 5/16" x 1 1/8"
28.	GD11264	2	Lockup
29.	G10463	2	Cotter Pin, 1/4" x 1 1/2"
30.	GD11447	2	Spring
31.	G10284	2	Clevis Pin, 1/2" x 1 1/2"
	G10456	2	Cotter Pin, 1/8" x 3/4"
32.	GD11263	2	Spring Tab
33.	G10216	2	Washer, 1/2" USS
34.	GA8651	1	Lift Lever W/Boot
	GD11649	-	Boot
35.	GD18073	1	Bracket
36.	GD9695	1	Wire Lock Pin, 1/4" x 1 3/4"
37.	GD18074	1	Mount
38.	G10203	1	Washer, 3/8" SAE
39.	GA9105	-	T-Bolt, 3/8"-11 x 6" (12 Row 30")
	G10230	-	Lock Washer, 5/8"
	G10104	-	Hex Nut, 5/8"-11
40.	GA12676	-	Offset Mount
41.	GA12677	-	Offset Hinge Mount
42.	GA12675	-	Offset Mount
43.	GD7817-18	2	Spacer, 1 1/16" I.D. x 5 1/2" Long
44.	GD18136	4	Pad
45.	GD18135	1	Bar
46.	G10341	-	Hex Head Cap Screw, 5/8"-11 x 8"
	G10230	-	Lock Washer, 5/8"
	G10104	-	Hex Nut, 5/8"-11

DIGITAL VACUUM GAUGE, ANALOG VACUUM GAUGE AND VACUUM FAN ASSEMBLY

(A11154/A11156/GR1736/A10765/A11158/A11699/A7856/A11155/A8329/METR68)

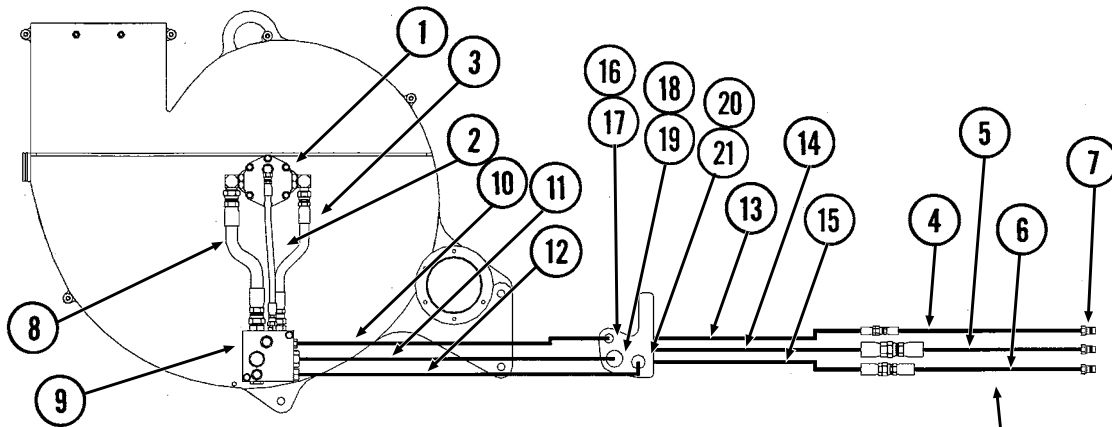


DIGITAL VACUUM GAUGE, ANALOG VACUUM GAUGE AND VACUUM FAN ASSEMBLY

ITEM	PART NO.	QTY.	DESCRIPTION
1.	GA11154	1	Digital Vacuum Gauge W/4-Pin Connector
2.	GA11156	1	Sending Unit W/1/4" Tubing And Harness W/4-Pin Male Connector
	GD16324-01	-	Clear Plastic Tubing, 1/4" x 45"
	GA9964	-	Strain Relief
3.	GR1736	1	Hose Barb, 1/8" Male NPT To Barb
4.	GD15849-02	1	Clear Plastic Tubing, 5/16" O.D. x 3/16" I.D. x 120"
5.	GA10765	1	Analog Vacuum Gauge W/Hose Barb
	GR1777	-	Hose Barb, 1/8" Male NPT To 3/16" Barb
6.	GA10799	1	Breather, 1/8" Male NPT
7.	G10001	1	Hex Head Cap Screw, 3/8"-16 x 1"
	G10108	1	Lock Nut, 3/8"-16
8.	G11215	3	Hex Socket Head Cap Screw, No. 6-32 x 3/8", Grade 8
9.	GD15804	1	Mount
10.	GD15803	1	Support
11.	GA11159	1	Harness, 550", 12 Row 30"
	GA11160	-	Harness, 670", 16 Row 30"
12.	GA11699	-	Extension Harness, 180"
13.	GA7856	-	Power Lead Adapter
14.	GA11155	1	Harness W/Fuse Holder And Fuse, 132"
	GD14258	-	Fuse Holder
	GD14660	-	Fuse, 2 Amp Delay Action
	G1K268	-	Console Cable Connector Kit, Includes: (1) 3-Pin Connector, (1) Cable Clamp, (1) Lock Ring, (3) Female Terminal Pins
15.	GA8328	-	4-Pin Female Connector Kit, Includes: (1) 4-Pin Female Housing, (4) Pin Contacts, (4) Seals
16.	GA8329	-	4-Pin Female Connector Kit, Includes: (1) 4-Pin Female Housing, (4) Pin Contacts, (4) Seals
17.	G11166	6	Whiz Lock Bolt, 1/4"-20 x 3/4"
18.	GD16233	1	Manifold
19.	GD16241	1	Gasket
20.	G11124	7	Whiz Lock Bolt, 3/8"-18 x 1"
21.	GA11086	1	Cover
22.	G10063	2	Hex Head Cap Screw, 3/8"-16 x 4"
	G10203	2	Washer, 3/8" SAE
	G10108	2	Lock Nut, 3/8"-16
23.	GD15863	1	Discharge Deflector
24.	GA11987	2	Screen
25.	GD15790	1	Hub
26.	GA10635	1	Impeller
27.	GD15789	1	Backing Plate
28.	G11133	6	Hex Socket Head Cap Screw, 5/16"-18 x 3/4", Grade 8
29.	G10599	2	Carriage Bolt, 3/8"-16 x 1 1/4"
	G10229	2	Lock Washer, 3/8"
	G10101	2	Hex Nut, 3/8"-16
30.		-	See "Vacuum Fan Hydraulic Motor Assembly", Page P44
31.	GA11085	1	Shroud
32.		-	See "Vacuum Fan Motor Valve Block Assembly (Located Below Vacuum Fan Assembly)", Page P45
33.	G10205	1	Washer, 5/8" SAE
	G10499	1	Hex Jam Nut, 5/8"-18, Grade 2
34.	G10809	2	Hex Head Cap Screw, 3/8"-16 x 3 1/4"
	G10229	2	Lock Washer, 3/8"
A.	GA11087	-	Vacuum Fan Assembly (Items 17-34 On This Page And Items 1-3, 8 And 9 On Pages P42 And P43)

VACUUM FAN HYDRAULIC COMPONENTS

(PLTR176)



See "PTO Pump Drive And Oil Cooler Option", pages P48 and P49, if equipped with that option.

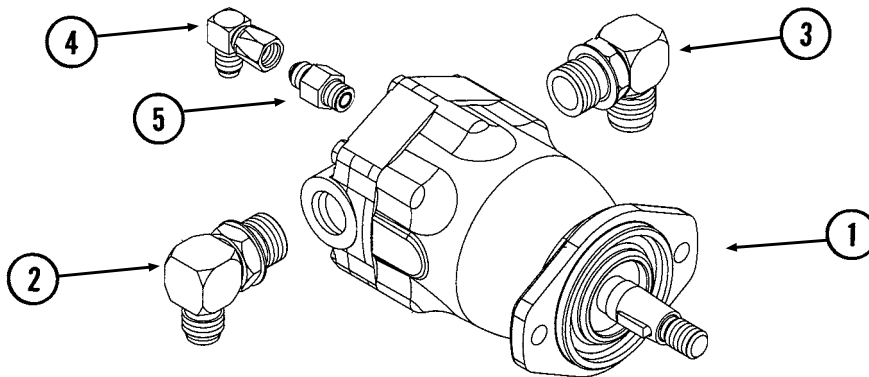
VACUUM FAN HYDRAULIC COMPONENTS

ITEM	PART NO.	QTY.	DESCRIPTION
1.		-	See "Vacuum Fan Hydraulic Motor Assembly", Page P44
2.	*A12015	1	Hose Assembly, $\frac{3}{8}$ " x 17"
3.	*A8261	1	Hose Assembly, $\frac{1}{2}$ " x 13 $\frac{1}{2}$ "
4.	*A12023	-	Hose Assembly, $\frac{3}{8}$ " x 218", 12 Row 30", "Y" Hitch
	*A12022	-	Hose Assembly, $\frac{3}{8}$ " x 268", 16 Row 30" "Y" Hitch
5.	*A3357	-	Hose Assembly, $\frac{3}{4}$ " x 218", 12 Row 30" "Y" Hitch
	*A3358	-	Hose Assembly, $\frac{3}{4}$ " x 268", 16 Row 30" "Y" Hitch
6.	*A8265	-	Hose Assembly, $\frac{1}{2}$ " x 218", 12 Row 30", "Y" Hitch
	*A8266	-	Hose Assembly, $\frac{1}{2}$ " x 268", 16 Row 30" "Y" Hitch
7.	GD4086	3	ISO Coupler
8.	*A3352	1	Hose Assembly, $\frac{3}{4}$ " x 13 $\frac{1}{2}$ "
9.		-	See "Vacuum Fan Motor Valve Block Assembly (Located Below Vacuum Fan Motor Assembly)", Page P45
10.	*A12017	1	Hose Assembly, $\frac{3}{8}$ " x 120"
11.	*A3354	1	Hose Assembly, $\frac{3}{4}$ " x 120"
12.	*A1467	1	Hose Assembly, $\frac{1}{2}$ " x 120"
13.	*A12024	1	Hose Assembly, $\frac{3}{8}$ " x 100", 12 Row 30"
	*A12021	-	Hose Assembly, $\frac{3}{8}$ " x 110", 16 Row 30"
14.	*A3355	1	Hose Assembly, $\frac{3}{4}$ " x 100", 12 Row 30"
	*A3356	-	Hose Assembly, $\frac{3}{4}$ " x 110", 16 Row 30"
15.	*A8253	1	Hose Assembly, $\frac{1}{2}$ " x 100", 12 Row 30"
	*A8263	-	Hose Assembly, $\frac{1}{2}$ " x 110", 16 Row 30"
16.	G306-06	1	Lock Nut, $\frac{9}{16}$ "-18
17.	G2700-06-06	1	Bulkhead Tube Union, $\frac{9}{16}$ "-18 Male JIC
18.	G306-12	1	Lock Nut, 1 $\frac{1}{16}$ "-12
19.	G2700-12	1	Bulkhead Tube Union, 1 $\frac{1}{16}$ "-12 Male JIC
20.	G306-10	1	Lock Nut, $\frac{7}{8}$ "-14
21.	G2700-10	1	Bulkhead Tube Union, $\frac{7}{8}$ "-14 Male JIC

* Hydraulic hose is not stocked by KINZE® Repair Parts, but can be made available on a special order basis. Call for quote.

VACUUM FAN HYDRAULIC MOTOR ASSEMBLY

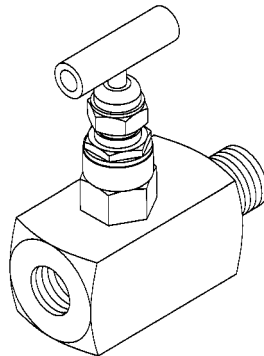
(METR21a)



ITEM	PART NO.	QTY.	DESCRIPTION
1.	GA10149 GR1734	1 -	Hydraulic Motor Seal Kit
2.	G6801-10-12 GR1467	1 -	Elbow W/O-Ring, 90°, 7/8"-14 Male JIC To 1 1/16"-12 O-Ring O-Ring
3.	G6801-12 GR1467	1 -	Elbow W/O-Ring, 90°, 1 1/16"-12 Male JIC To O-Ring O-Ring
4.	G6500-06	1	Swivel Elbow, 90°, 9/16"-18 Male JIC To Female
5.	G6400-06 GR1045	1 -	Connector W/O-Ring, 9/16"-18 Male JIC To O-Ring O-Ring

OPTIONAL FLOW CONTROL NEEDLE VALVE KIT

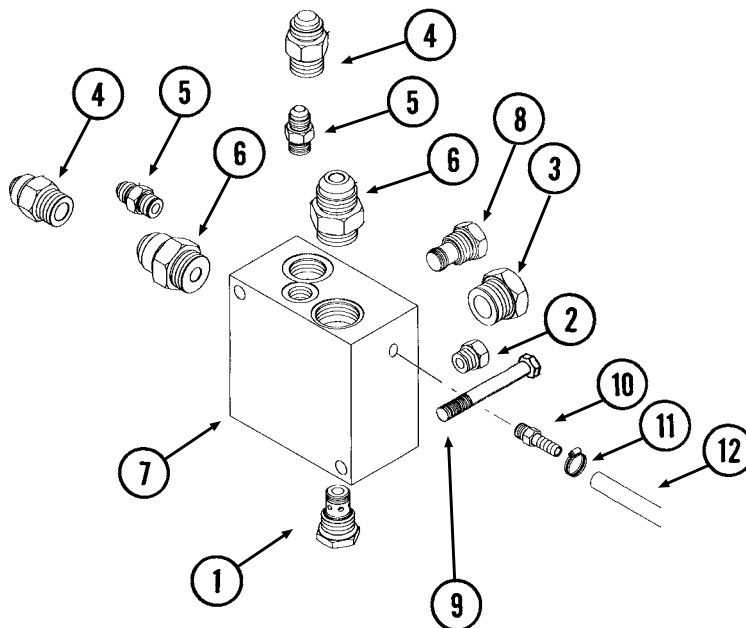
(A11650)



ITEM	PART NO.	QTY.	DESCRIPTION
1.	G1K426	-	Needle Valve Kit W/Instructions

VACUUM FAN MOTOR VALVE BLOCK ASSEMBLY (Located Below Vacuum Fan Motor Assembly)

(A11068d)

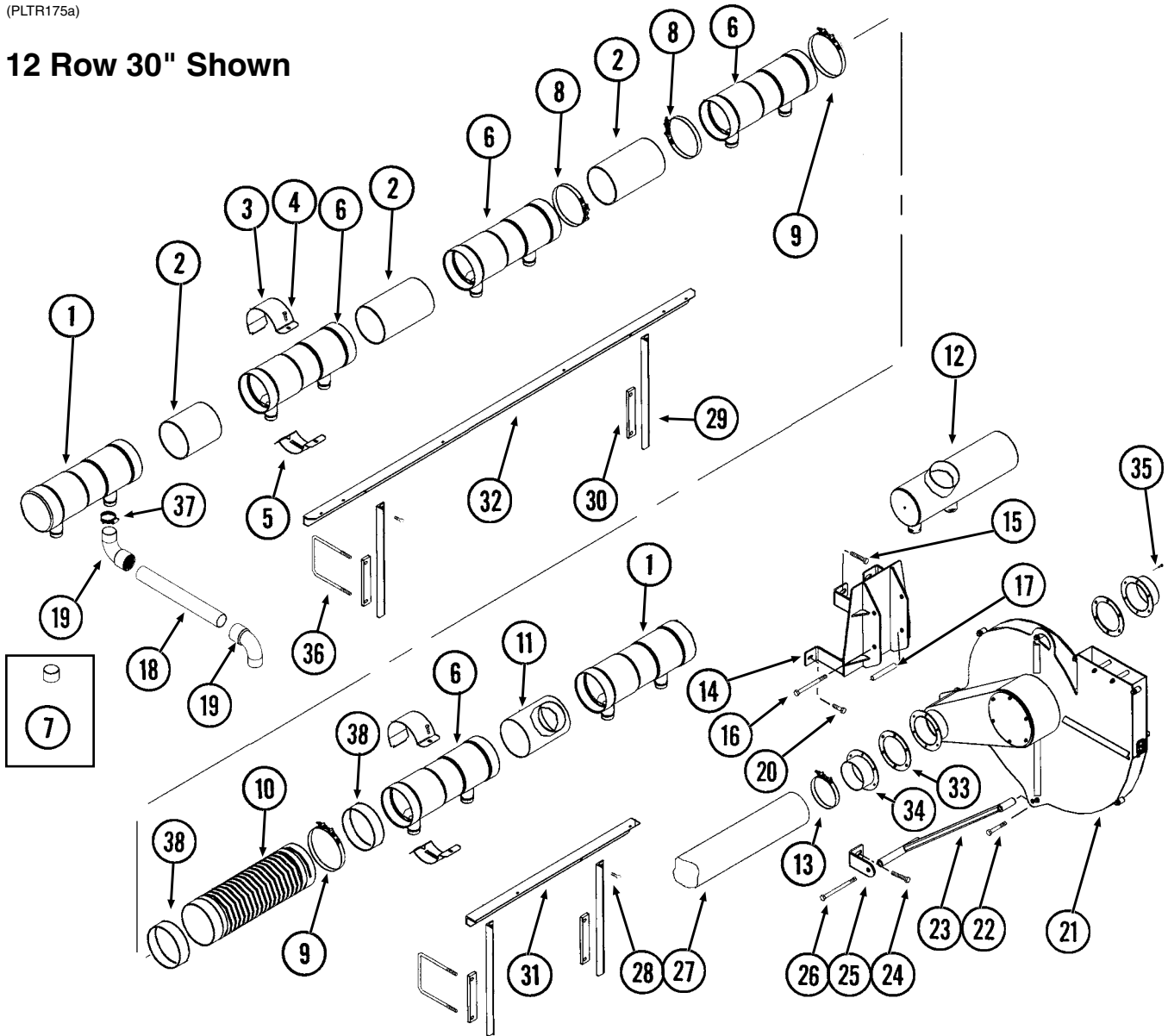


ITEM	PART NO.	QTY.	DESCRIPTION
1.	GA4293	1	Check Valve
2.	G6408-06	1	Plug W/O-Ring, $\frac{9}{16}$ "-18 O-Ring
	GR1045	-	O-Ring
3.	G6408-12	1	Plug W/O-Ring, 1 $\frac{1}{16}$ "-12 O-Ring
	GR1467	-	O-Ring
4.	G6400-10	2	Connector W/O-Ring, $\frac{7}{8}$ "-14 Male JIC To O-Ring
	GR1466	-	O-Ring
5.	G6400-06	2	Connector W/O-Ring, $\frac{9}{16}$ "-18 Male JIC To O-Ring
	GR1045	-	O-Ring
6.	G6400-12	2	Connector W/O-Ring, 1 $\frac{1}{16}$ "-12 Male JIC To O-Ring
	GR1467	-	O-Ring
7.	GD16188	1	Valve Block
8.	GA11934	1	Relief Valve Cartridge
9.	G10809	2	Hex Head Cap Screw, $\frac{3}{8}$ "-16 x 3 $\frac{1}{4}$ "
	G10229	2	Lock Washer, $\frac{3}{8}$ "
10.	GD11700	1	Adapter, $\frac{1}{4}$ " NPT To $\frac{3}{8}$ " Barb
11.	G10681	1	Hose Clamp, No. 6
12.	GD6279-05	1	Clear Plastic Tubing, $\frac{9}{16}$ " x 60"

MANIFOLDS AND DISTRIBUTION HOSES

(PLTR175a)

12 Row 30" Shown



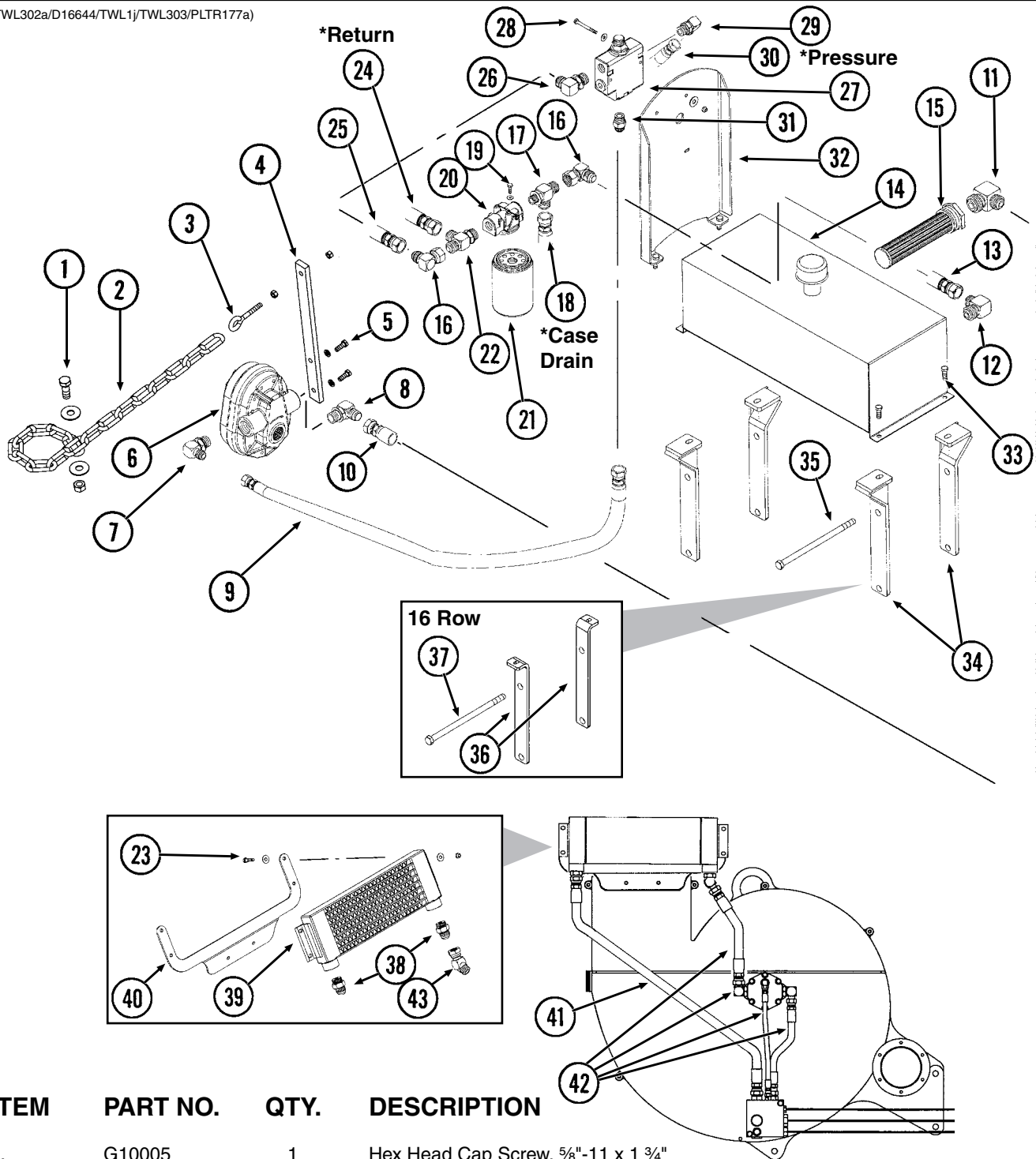
ITEM	PART NO.	QTY.	DESCRIPTION
1.	GD15850	3	Manifold, 21" (Open One End)
2.	GD15856-04	2	Pipe, 6" x 6", 12 Row 30"
	GD15856-03	4	Pipe, 6" x 11", 12 Row 30"
	GD15856-03	10	Pipe, 6" x 11", 16 Row 30"
3.	GD15854	7-15	Clamp
4.	G10312	7-15	Carriage Bolt, 5/16"-18 x 3/4"
	G10620	7-15	Serrated Flange Nut, 5/16"-18
5.	GA11164	7-15	Mount
6.	GD15799	4-12	Manifold, 21" (Open Both Ends)
7.	G11147	-	Cap, 2"
8.	G11145	7-23	T-Bolt Clamp, 7"
9.	G11194	4	T-Bolt Clamp, 7 1/4"
10.	GD16317-01	2	Hose, 7" x 21"
11.	GA12249	1	Manifold, 21 3/4", 12 Row 30" And 16 Row 30"

MANIFOLDS AND DISTRIBUTION HOSES

ITEM	PART NO.	QTY.	DESCRIPTION
12.	GA11166	1	Manifold, 21 15/16", 12 Row 30" And 16 Row 30"
13.	G11188	4	T-Bolt Clamp, 5 1/4"
14.	GA11119	1	Fan Mount
15.	G10543	2	Hex Head Cap Screw, 3/4"-10 x 3", Full Thread
	G10218	2	Washer, 3/4" USS
	G10105	2	Hex Nut, 3/4"-10
16.	G10830	2	Hex Head Cap Screw, 5/8"-11 x 7 1/2"
	G10230	2	Lock Washer, 5/8"
	G10104	2	Hex Nut, 5/8"-11
17.	GD3180-27	2	Sleeve, 5/8" I.D. x 7/8" O.D. x 5 3/4" Long
	GD3777-10	2	Sleeve, 1 3/4" x 3 1/8"
	GD3777-11	2	Sleeve, 1 3/4" x 2 1/2"
18.	GD15792-13	-	Hose, 2" x 50" (Pull Row Unit)
	GD15792-05	-	Hose, 2" x 38" (Push Row Unit)
	GD15792-12	-	Hose, 2" x 44" (Push Row Unit)
	GD15792-06	-	Hose, 2" x 42" (Push Row Unit)
19.	GD14626	16-32	Elbow, 90°, 2"
20.	G10003	2	Hex Head Cap Screw, 3/8"-16 x 1 1/2"
	G10210	3	Washer, 3/8" USS
	G10229	2	Lock Washer, 3/8"
	G10101	2	Hex Nut, 3/8"-16
21.		-	See "Digital Vacuum Gauge, Analog Vacuum Gauge And Vacuum Fan Assembly", Pages P40 And P41
22.	G10318	1	Hex Head Cap Screw, 5/8"-11 x 4 1/2"
	G10230	2	Lock Washer, 5/8"
	G10104	2	Hex Nut, 5/8"-11
23.	GA11152	1	Fan Strut
24.	G10543	2	Hex Head Cap Screw, 3/4"-10 x 3", Full Thread
	G10105	2	Hex Nut, 3/4"-10
25.	GD16295	2	Support
26.	G10953	1	Hex Head Cap Screw, 5/8"-11 x 10"
	G10218	2	Washer, 3/4" USS
	G10230	1	Lock Washer, 5/8"
	G10104	1	Hex Nut, 5/8"-11
27.	GD15867-02	2	Hose, 5" x 50"
28.	G10019	24-36	Hex Head Cap Screw, 5/16"-18 x 1"
	G10232	24-36	Lock Washer, 5/16"
	G10106	24-36	Hex Nut, 5/16"-18
29.	GD16315	8-10	Support, 21 1/2"
30.	GD16316	8-10	Spacer, 1 1/2" x 9"
31.	GD16307	1	Manifold Rail, 37 1/2", L.H. Main Frame, 12 Row 30" And 16 Row 30"
	GD16306	1	Manifold Rail, 36 1/2", R.H. Main Frame, 12 Row 30" And 16 Row 30"
32.	GD16305	2	Manifold Rail, 87 1/2", L.H. And R.H. Wing, 12 Row 30"
	GD16319	2	Manifold Rail, 142 1/2", L.H. And R.H. Wing, 16 Row 30"
33.	GD16251	2	Gasket
34.	GA11153	2	Outlet, 5"
35.	G10023	12	Hex Head Cap Screw, 1/4"-20 x 3/4"
	G10110	12	Lock Nut, 1/4"-20, Grade B
36.	GD11721	8-10	U-Bolt, 5" x 7" x 1/2"-13
	G10228	16-20	Lock Washer, 1/2"
	G10102	16-20	Hex Nut, 1/2"-13
37.	G10676	-	Hose Clamp, No. 36, Stainless Steel
38.	GD16194-01	-	Tube, 6 5/8" x 2"

PTO PUMP DRIVE AND OIL COOLER OPTION

(TWL302a/D16644/TWL1j/TWL303/PLTR177a)



ITEM	PART NO.	QTY.	DESCRIPTION
1.	G10005	1	Hex Head Cap Screw, 5/8"-11 x 1 3/4"
	G10217	2	Washer, 5/8" USS
	G10107	1	Lock Nut, 5/8"-11
2.	G3302-09	1	Coil Chain, No. 9/0, 17 Links
3.	GD16035	1	Eyebolt, 3/8"-16 x 4"
	G10101	2	Hex Nut, 3/8"-16
4.	GD16036	1	Anti-Rotation Bracket
5.	G10001	2	Hex Head Cap Screw, 3/8"-16 x 1"
	G10229	2	Lock Washer, 3/8"
6.	GA10919	1	PTO Pump
7.	G6801-10-12	1	Elbow W/O-Ring, 90°, 7/8"-14 Male JIC To 1 1/16"-12 O-Ring
	GR1467	-	O-Ring
8.	G6801-16	1	Elbow W/O-Ring, 90°, 1 5/16"-12 Female JIC To O-Ring
	GR1786	-	O-Ring

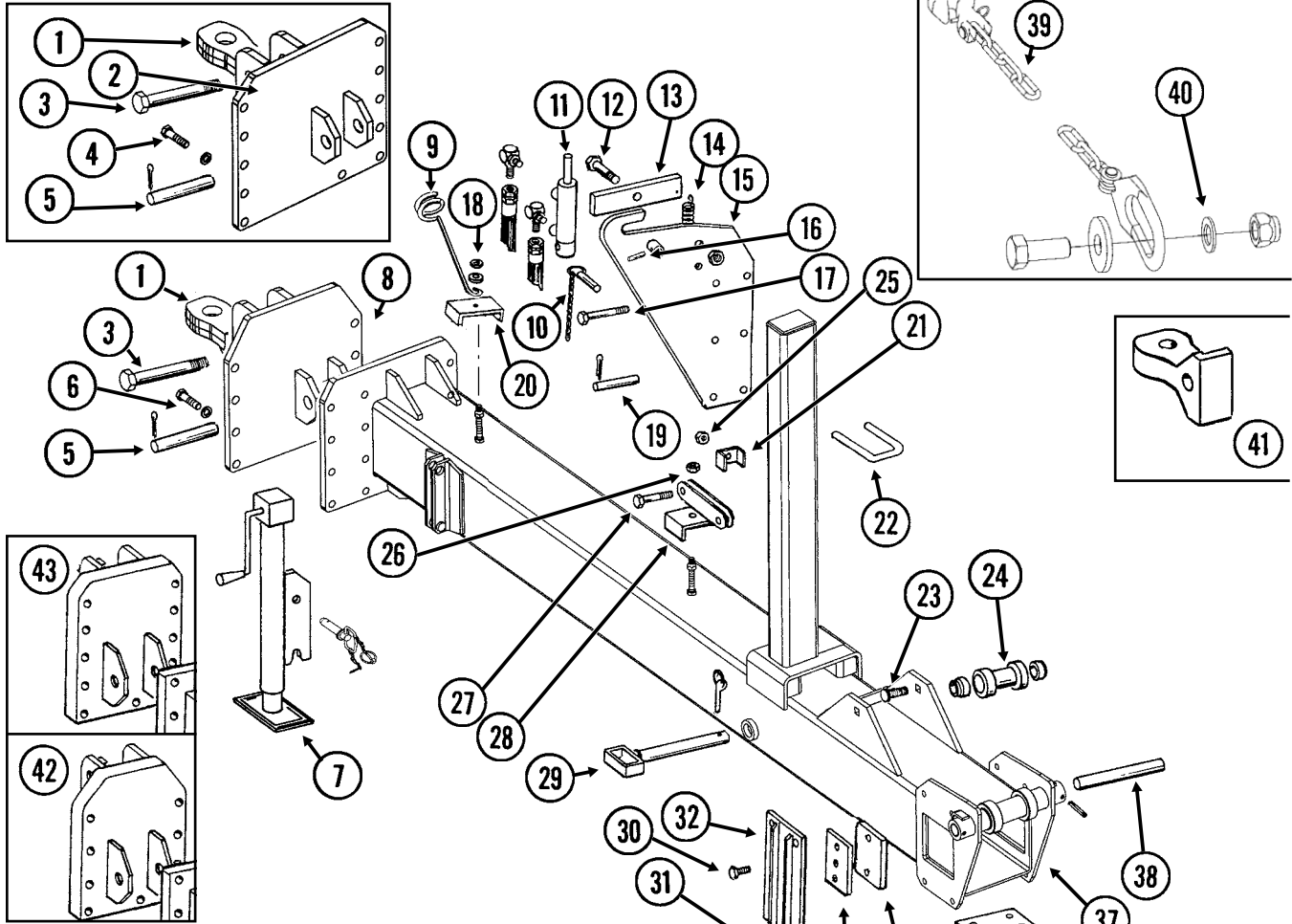
PTO PUMP DRIVE AND OIL COOLER OPTION

ITEM	PART NO.	QTY.	DESCRIPTION
9.	*A1464	1	Hose Assembly, 1/2" x 72"
10.	*A6201	1	Hose Assembly, 1" x 72"
11.	G2501-16-20	1	Elbow, 90°, 1 5/16" Male JIC To 1 1/4" NPT
12.	G2501-12-16	1	Elbow, 90°, 1 1/16"-12 Male JIC To 1" NPT
13.	*A3371	1	Hose Assembly, 3/4" x 25"
14.	GA12802	1	Reservoir W/Breather, 10 Gallon
	GR1834	-	Breather
15.	GD16040	1	Strainer
16.	G6500-12	2	Swivel Elbow, 90°, 1 1/16"-12 Male JIC To Female
17.	G6804-12-12-08	1	Adjustable Tee W/O-Ring, 1 1/16"-12 Male JIC To 1 1/16"-12 Male O-Ring To 3/4"-16
	GR1467	-	O-Ring
18.	*A3282	-	Hose Assembly, 3/8" x 158", 12 Row 30"
	*A3283	-	Hose Assembly, 3/8" x 108", 16 Row 30"
19.	G10023	2	Hex Head Cap Screw, 1/4"-20 x 3/4"
	G10227	2	Lock Washer, 1/4"
20.	GD16038	1	Filter Head
21.	GD16037	1	Oil Filter, 10 Micron
22.	G6804-12	1	Adjustable Tee W/O-Ring, 1 1/16"-12 Male JIC To O-Ring
	GR1467	-	O-Ring
23.	G10171	4	Hex Head Cap Screw, 5/16"-18 x 1 1/4"
	G10219	8	Washer, 5/16" USS
	G10109	4	Lock Nut, 5/16"-18, Grade 8
24.	*A3675	-	Hose Assembly, 3/4" x 158", 12 Row 30"
	*A3340	-	Hose Assembly, 3/4" x 108", 16 Row 30"
25.	*A3351	1	Hose Assembly, 3/4" x 20"
26.	G6801-12-10	1	Elbow W/O-Ring, 90°, 1 1/16"-12 Male JIC To 7/8"-14 O-Ring
	GR1466	-	O-Ring
27.	GA10918	1	Flow Control Valve
28.	G10403	2	Hex Head Cap Screw, 1/4"-20 x 2 1/2"
	G10209	4	Washer, 1/4" USS
	G10110	2	Lock Nut, 1/4"-20, Grade 8
29.	G6801-10	1	Elbow W/O-Ring, 90°, 7/8"-14 Male JIC To O-Ring
	GR1466	-	O-Ring
30.	*A8283	-	Hose Assembly, 1/2" x 158", 12 Row 30"
	*A8250	-	Hose Assembly, 1/2" x 108", 16 Row 30"
31.	G6400-10	1	Connector W/O-Ring, 7/8"-14 Male JIC To O-Ring
	GR1466	-	O-Ring
32.	GA11523	1	Mounting Bracket
33.	G10001	2	Hex Head Cap Screw, 3/8"-16 x 1"
	G10210	4	Washer, 3/8" USS
	G10108	4	Lock Nut, 3/8"-16
34.	GA11544	4	Bracket, 12", 12 Row 30"
35.	G10148	4	Hex Head Cap Screw, 1/2"-13 x 9 1/2"
	G10228	4	Lock Washer, 1/2"
	G10102	4	Hex Nut, 1/2"-13
36.	GD16644	4	Bracket, 14 1/2", 16 Row 30"
37.	G11158	4	Hex Head Cap Screw, 1/2"-13 x 11 1/2"
	G10228	4	Lock Washer, 1/2"
	G10102	4	Hex Nut, 1/2"-13
38.	G6400-12	2	Connector W/O-Ring, 1 1/16"-12 Male JIC To O-Ring
	GR1467	-	O-Ring
39.	GA10917	1	Oil Cooler
40.	GD16608	1	Bracket
41.	*A3369	1	Hose Assembly, 3/4" x 40"
42.		-	See "Vacuum Fan Hydraulic Components", Pages P42 And P43
43.	G6502-12	1	Swivel Elbow, 45°, 1 1/16"-12 Male JIC To Female

* Hydraulic hose is not stocked by KINZE® Repair Parts, but can be made available on a special order basis. Call for quote.

OUTER HITCH/SAFETY CHAIN

PHA038/TWL1k/PHA025(PLTR193/WGN47a/B0292)



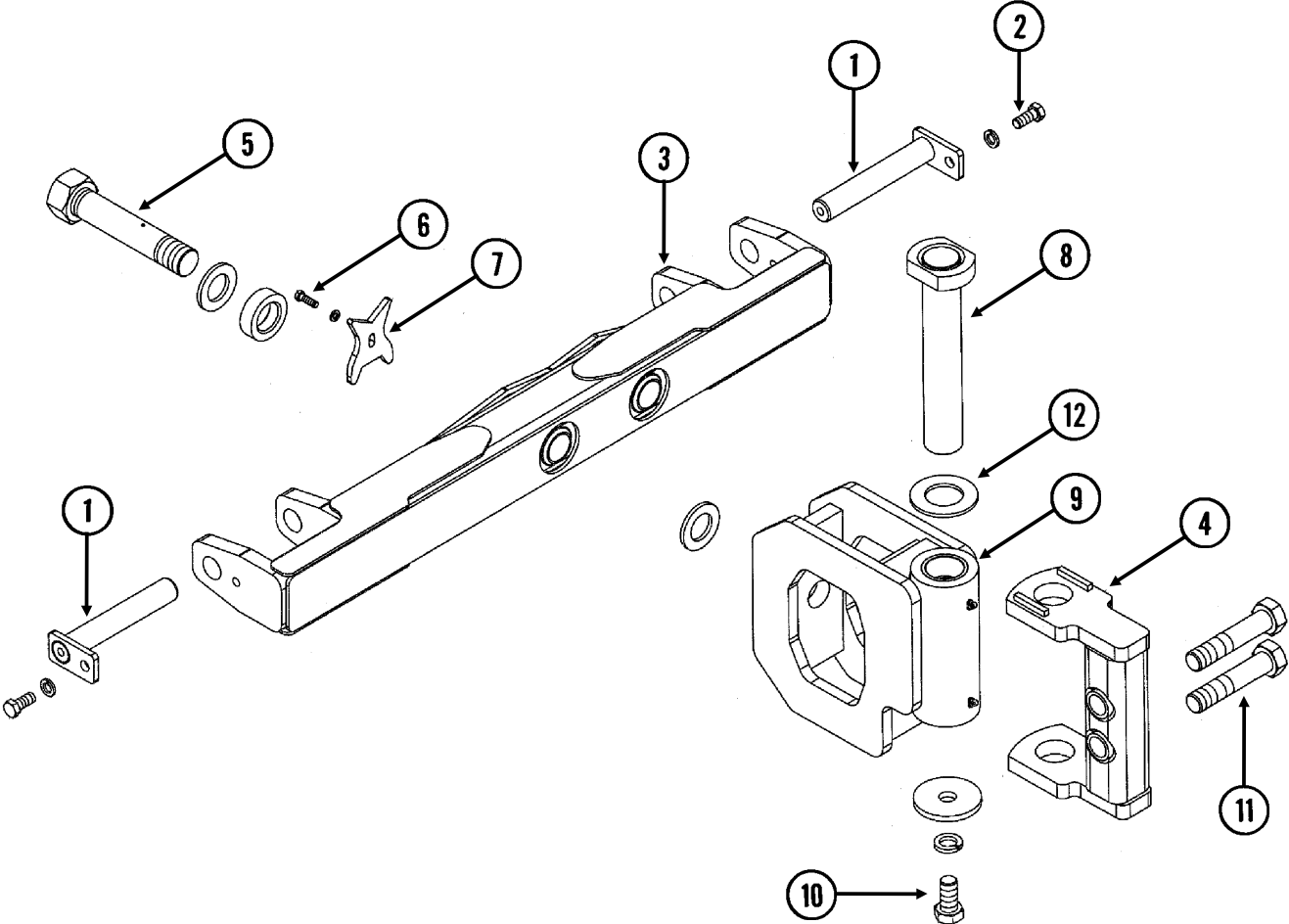
ITEM	PART NO.	QTY.	DESCRIPTION
1.	GB0237	1	Clevis, Single (1 3/4" Hole)
2.	GA12577	-	Hitch Mount, 16 Row 30"
3.	G10169	1	Hex Head Cap Screw, 1 1/4"-7 x 6"
	G10157	1	Lock Nut, 1 1/4"-7
4.	G10802	11	Hex Head Cap Screw, 3/4"-10 x 2 3/4"
	G10231	11	Lock Washer, 3/4"
	G10105	11	Hex Nut, 3/4"-10
5.	GD5173	1	Pin, 1 1/4" x 5 1/8"
	G10462	2	Cotter Pin, 3/16" x 2"
6.	G10009	9	Hex Head Cap Screw, 5/8"-11 x 2 1/2"
	G10230	9	Lock Washer, 5/8"
	G10104	9	Hex Nut, 5/8"-11
7.	GA4994	1	Jack Assembly Complete
	GA4995	-	Detent Pin Assembly
	GR0517	-	Pin
	GR0516	-	Crank Assembly
	GR0515	-	Bevel Gear Set, Includes: (2) Bevel Gears, (1) Gear Pin, (1) Groove Pin
8.	GA12584	1	Hitch Mount, 12 Row 30"
9.	GD8260	1	Hose Holder
10.	GA7022	1	Detent Pin W/Chain (Transport Latch Locking Pin)
11.			See "Transport Latch Cylinder", Page P90
12.	G10006	1	Hex Head Cap Screw, 5/8"-11 x 2 1/4"
	GB0218	1	Bushing, 2 1/32" I.D. x 7/8" O.D. x 1 9/32" Long
	GD7805	1	Special Washer, 5/8", Hardened
	G10107	1	Lock Nut, 5/8"-11
13.	GA7016	1	Catch Bar
14.	GD5857	1	Spring
15.	GA7433	1	Transport Latch
16.	G10765	-	Spring Pin, 1/4" x 1"

OUTER HITCH/SAFETY CHAIN

ITEM	PART NO.	QTY.	DESCRIPTION
17.	G10062	1	Hex Head Cap Screw, 3/8"-16 x 3"
	GD2971-09	1	Sleeve, 2" Long
	G10108	1	Lock Nut, 3/8"-16
18.	G10216	1	Washer, 1/2" USS
	G10111	1	Lock Nut, 1/2"-13
19.	GD7137	1	Pin, 3/4" x 3 3/8"
	G10457	2	Cotter Pin, 5/32" x 1 1/2"
20.	GD8188	-	Hose Clamp, 7/8" x 3" x 5 3/8"
	GD8189	-	Rubber Pad
21.	GD5892	2	Hose Clamp, 5/8" x 1 1/2" x 1 1/2"
22.	GD9953	3	U-Bolt, 3" x 4" x 5/8"-11
	G10205	1	Washer, 5/8" SAE
	G10230	6	Lock Washer, 5/8"
	G10104	6	Hex Nut, 5/8"-11
23.			See "Hose Take-Up", Pages P56 And P57
24.	GA4418	1	Roller W/Bronze Bushings, 12 Row 30"
	GA4842	-	Roller W/Bronze Bushings, 16 Row 30"
	GD6556	1	Bronze Bushing
25.	G10108	1	Lock Nut, 3/8"-16
26.	G10111	1	Lock Nut, 1/2"-13
27.	G10026	1	Hex Head Cap Screw, 3/4"-10 x 2"
	G10112	1	Lock Nut, 3/4"-10
28.	GA5842	1	Bracket, Jack Mount
	GD8189	-	Rubber Pad
29.	GA4402	1	Safety Pin, 12 3/4", 12 Row 30"
	GA4845	-	Safety Pin, 14 3/4", 16 Row 30"
	GD2558	-	Lynch Pin, 1/4"
	GD2557	-	Lynch Pin, 7/16"
30.	G10014	4	Hex Head Cap Screw, 1/2"-13 x 1"
	G10228	4	Lock Washer, 1/2"
31.	G10017	8	Hex Head Cap Screw, 1/2"-13 x 1 1/2", 12 Row 30"
	G10016	10	Hex Head Cap Screw, 1/2"-13 x 2", 16 Row 30"
	G10228	8-10	Lock Washer, 1/2"
	G10102	8-10	Hex Nut, 1/2"-13
32.	GA7029	2	Wear Mount, 12 Row 30"
	GA7084	-	Wear Mount, L.H., 16 Row 30"
	GA7085	-	Wear Mount, R.H., 16 Row 30"
	GA7083	-	Wear Pad Retainer, 16 Row 30"
33.	GD5154	-	Shim, 4" x 4" (As Required), All Sizes
	GD3501	-	Shim, 4" x 6" (As Required), 16 Row 30"
34.	GD9959	-	Wear Pad, Nylatron, 4" x 4" (As Required), All Sizes
	GD9960	-	Wear Pad, Nylatron, 4" x 6" (As Required), 16 Row 30"
35.	GD7519	3	Shim, 16 Gauge (16 Row 30" Only)
	GD7518	1	Shim, 3/8" (16 Row Only)
36.	G10014	4	Hex Head Cap Screw, 1/2"-13 x 1"
	G10228	4	Lock Washer, 1/2"
	G10216	4	Washer, 1/2" USS
37.	A12583	-	Outer Hitch, "Y", 97", 12 Row 30" (Non-Stock Item)
	A12529	-	Outer Hitch, "Y", 127 1/2", 16 Row 30" (Non-Stock Item)
38.	GD5804	1	Pin, 1 1/4" x 12", 12 Row 30"
	GD7251	1	Pin, 1 1/4" x 14", 16 Row 30"
	G10610	2	Spring Pin, 3/8" x 2"
39.	GA13594	1	Safety Chain W/Hook, 1/2"
	G1K412	-	Safety Chain Repair Kit, Includes: (1) Hook, (1) Flat Washer, (1) Latch Pin, (1) Safety Latch, (1) Spring And (1) Retaining Ring
40.	G11058	1	Hex Head Cap Screw, 1 1/4"-7 x 3"
	GD10646	1	Special Washer
	G10226	1	Washer, 1 1/4" SAE
	G10157	1	Lock Nut, 1 1/4"-7
41.	GB0292	-	Hitch Clevis, Single (2" Hole)
42.	GA9836	-	Hitch Mount, 12 Row 30"
43.	GA9837	-	Hitch Mount, 16 Row 30"

2-POINT HITCH OPTION

(A12406)

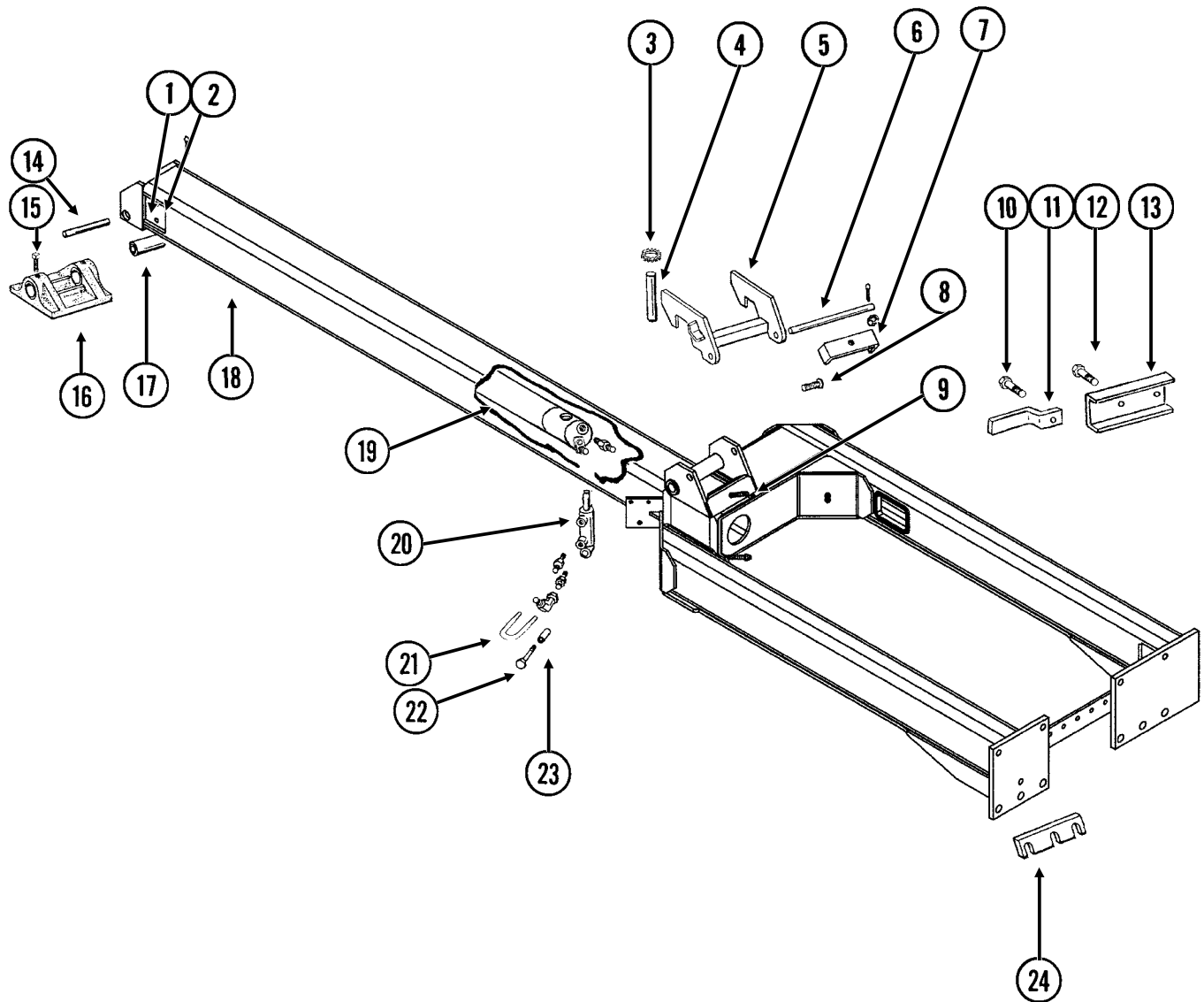


2-POINT HITCH OPTION

ITEM	PART NO.	QTY.	DESCRIPTION
1.	GA11079	2	Hammer Strap, Category 3N And 3
2.	G10007	2	Hex Head Cap Screw, 5/8"-11 x 1 1/2"
	G10230	2	Lock Washer, 5/8"
3.	GA12164	1	Hitch Bar
4.	GA12165	1	Pivot Mount
5.	GA11082	1	Pivot Bolt W/Grease Fitting, 1 3/4" x 10 3/8" (Total Length)
	G10640	-	Grease Fitting, 1/4"-28
	GD16303	2	Washer, 3" O.D. x 1 25/32" x 1/4" Thick
	GD16226	1	Sleeve, 3" O.D. x 1 25/32" x 29/32" Thick
6.	G10005	1	Hex Head Cap Screw, 5/8"-11 x 1 1/4"
	G10217	1	Washer, 5/8" USS
7.	GD15100	1	Pivot Lock
8.	GA12163	1	Pin, 13 3/8"
9.	GA11083	1	Hitch Pivot W/Bushings And Grease Fittings
	GD14562	2	Hardened Bushing, 2 3/4" O.D. x 2 1/4" I.D. x 3"
	G10779	2	Grease Fitting, 90°, 1/4"-28
10	G11223	1	Hex Head Cap Screw, 1"-8 x 2"
	G10118	1	Lock Washer, 1"
	GD17245	1	Washer, 4" O.D. x 1 1/32" I.D. x 3/8"
11.	G10169	2	Hex Head Cap Screw, 1 1/4"-7 x 6"
	G10157	2	Lock Nut, 1 1/4"-7
12.	GD15725	1	Washer, 4" O.D. x 2 1/4" I.D. x 1/4"

INNER HITCH, "Y"

PHA035/PHA037(PNE34a)

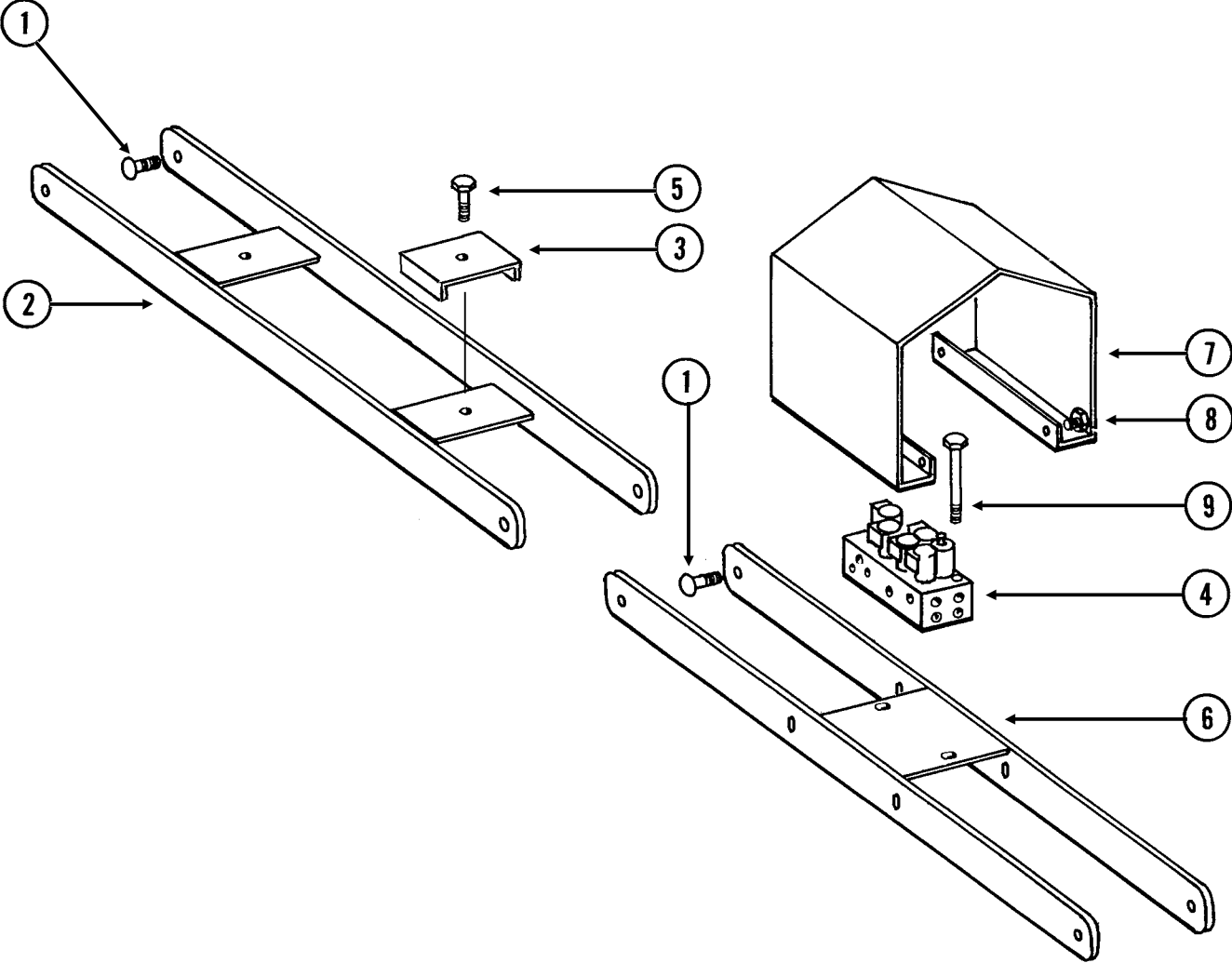


INNER HITCH, "Y"

ITEM	PART NO.	QTY.	DESCRIPTION
1.	G10014	4	Hex Head Cap Screw, 1/2"-13 x 1", 12 Row 30"
	G10017	4	Hex Head Cap Screw, 1/2"-13 x 1 1/2", 16 Row 30"
	G10228	4	Lock Washer, 1/2", 16 Row 30"
2.	GD9959	2	Wear Pad, Nylatron, 4" x 4"
	GD5154	4-6	Shim, 4" x 4"
3.	G10894	-	External Washer
4.	GD3537-17	1	Shaft, 1 1/4" x 6 3/8", 12 Row 30"
	GD3537-18	-	Shaft, 1 1/4" x 7 3/8", 16 Row 30"
5.	GA7423	1	Tongue Hook W/Grease Fittings, 12 Row 30"
	GA7424	-	Tongue Hook W/Grease Fittings, 16 Row 30"
	G10641	-	Grease Fitting, 1/8" NPT
6.	GD5804	1	Pin, 1 1/4" x 12", 8/12 Row
	GD7883	-	Pin, 1 1/4" x 14 1/2", 16 Row
	G10468	2	Cotter Pin, 3/8" x 2"
7.	GD8188	-	Hose Clamp, 7/8" x 3" x 5 3/8"
	GD8189	-	Rubber Pad
8.			See "Hose Take-Up", Pages P56 And P57
9.	G11169	1	Hex Head Cap Screw, 1/2"-13 x 3 1/2"
	G10111	1	Lock Nut, 1/2"-13
10.	G10004	1	Hex Head Cap Screw, 3/8"-16 x 1 1/4"
	G10229	1	Lock Washer, 3/8"
	G10101	1	Hex Nut, 3/8"-16
11.	GD10650	1	Hose Clamp
12.	G10003	1	Hex Head Cap Screw, 3/8"-16 x 1 1/2"
	G10210	1	Washer, 3/8" USS
	G10108	1	Lock Nut, 3/8"-16
13.	GD10664	1	Shield (If Applicable)
14.	GD5173	1	Pin, 1 1/4" x 5 1/8"
	G10462	1	Cotter Pin, 3/16" x 2"
15.	G10131	1	Square Head Set Screw, 5/16"-18 x 3/4"
16.	GB0246	1	Shoe
17.	GD3537-11	1	Shaft, 1 1/4" x 7", 8/12 Row
	GD3537-12	-	Shaft, 1 1/4" x 8", 16 Row
18.	A12582	-	Inner Hitch, 169 3/8", 12 Row 30" (Shown) (Non-Stock Item)
	A12528	-	Inner Hitch, 205 3/8", 16 Row 30" (Non-Stock Item)
19.		-	See "Tongue Cylinder", Pages P90 And P91
20.		-	See "Tongue Lock Cylinder", Page P90
21.	GD10530	1	U-Bolt, 2 1/8" x 1 7/8" x 3/8"-16
	G10229	2	Lock Washer, 3/8"
	G10101	2	Hex Nut, 3/8"-16
22.	G10585	1	Hex Head Cap Screw, 1/2"-13 x 3 1/4"
	G10216	1	Washer, 1/2" USS
	G10228	1	Lock Washer, 1/2"
	G10102	1	Hex Nut, 1/2"-13
23.	GD10538-01	1	Sleeve
24.	GD13543	1	Shim, 2 1/2" x 10", 7 Gauge
	GD13544	1	Shim, 2 1/2" x 10", 10 Gauge
	GD13545	1	Shim, 2 1/2" x 10", 12 Gauge
	GD13546	1	Shim, 2 1/2" x 10", 14 Gauge

HOSE TAKE-UP

(TWL137c)



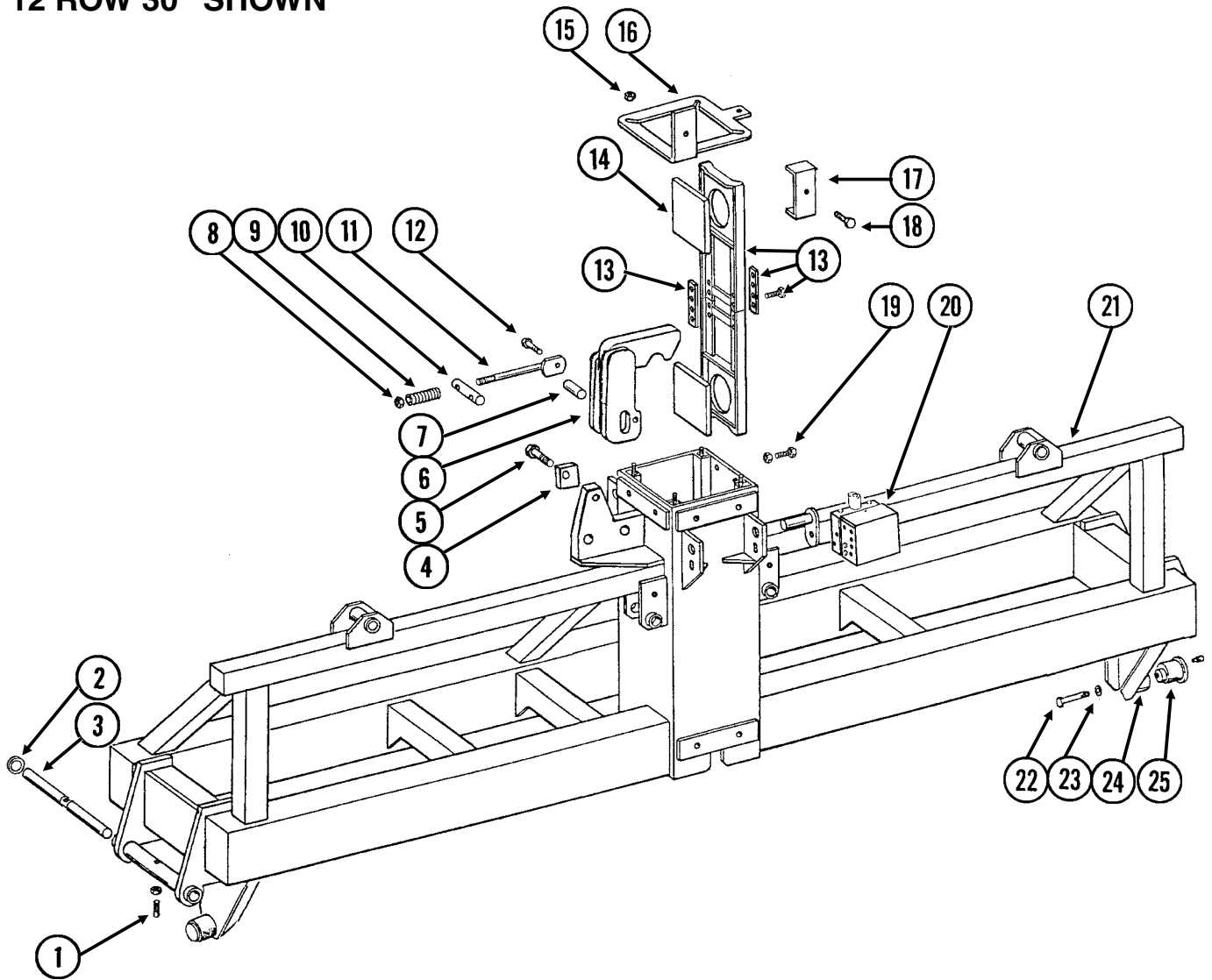
HOSE TAKE-UP

ITEM	PART NO.	QTY.	DESCRIPTION
1.	G10689	6	Carriage Bolt, 5/8"-11 x 2"
	GB0218	6	Bushing, 2 1/32" I.D. x 7/8" O.D. x 1 9/32" Long
	GD7805	6	Special Washer, 5/8", Hardened
	G10107	6	Lock Nut, 5/8"-11
2.	GA7013	-	Take-Up, 44 1/4", 12 Row 30" (Shown)
	GA7049	-	Take-Up, 56 1/4", 16 Row 30"
3.	GD8188	2	Hose Clamp, 7/8" x 3" x 5 3/8"
	GD8189	2	Rubber Pad
4.			See "Valve Block - Located On Hitch", Pages P86 And P87
5.	G10581	1	Hex Head Cap Screw, 1/2"-13 x 2 1/4"
	G10111	1	Lock Nut, 1/2"-13
6.	GA7021	-	Take-Up, 44 1/4", 12 Row 30" (Shown)
	GA7050	-	Take-Up, 56 1/4", 16 Row 30"
7.	GD9952	1	Cover
8.	G10004	4	Hex Head Cap Screw, 3/8"-16 x 1 1/4"
	G10229	4	Lock Washer, 3/8"
	G10203	8	Washer, 3/8" SAE
	G10101	4	Hex Nut, 3/8"-16
9.	G10172	2	Hex Head Cap Screw, 3/8"-16 x 5"
	G10210	2	Washer, 3/8" USS
	G10108	2	Lock Nut, 3/8"-16

CENTER FRAME

PFA070/VVB034(TWL138a)

12 ROW 30" SHOWN

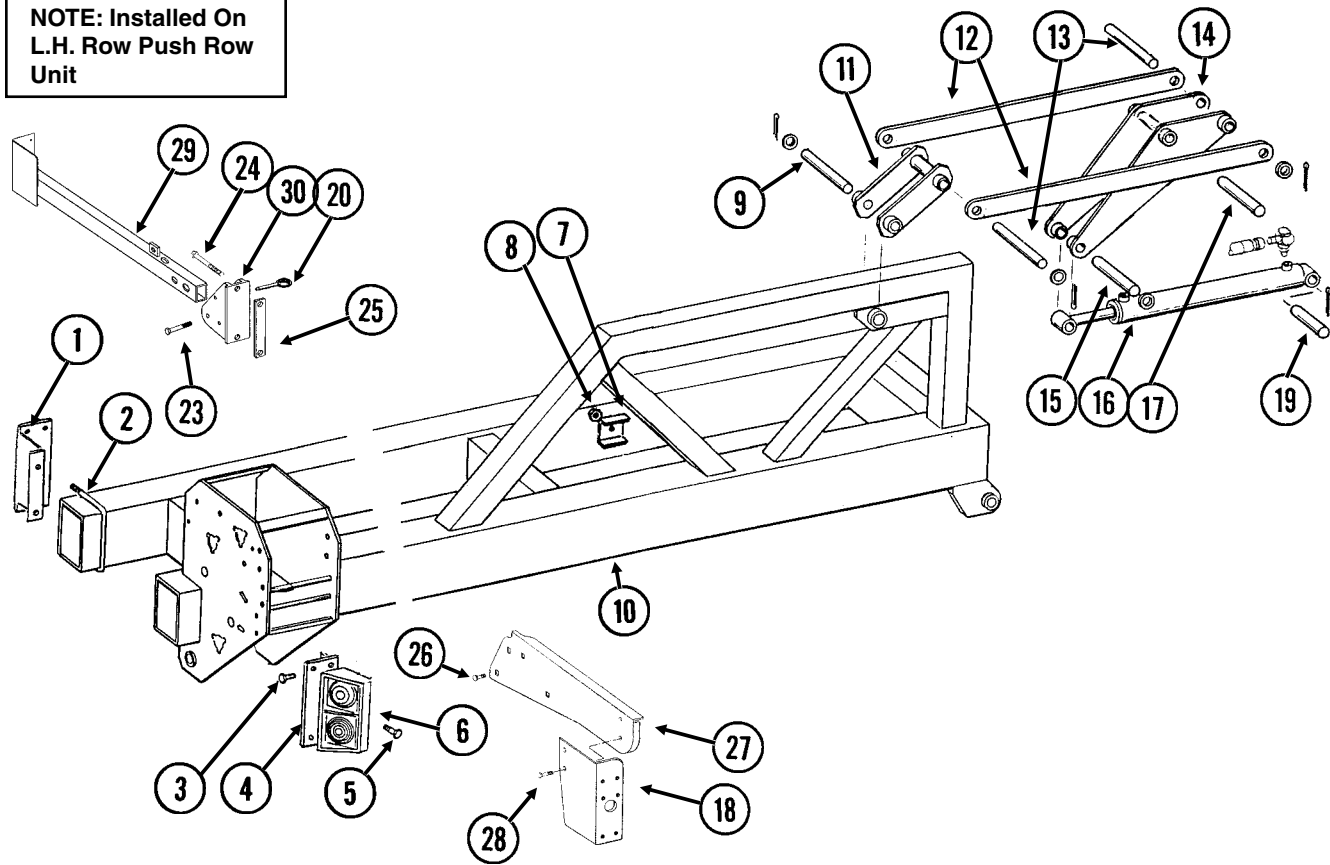
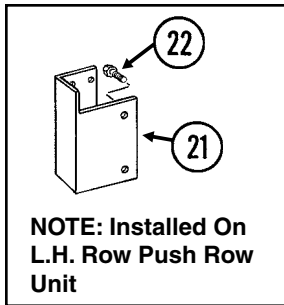


CENTER FRAME

ITEM	PART NO.	QTY.	DESCRIPTION
1.	G10102	1	Hex Nut, 1/2"-13
	G10828	1	Hex Socket Set Screw, 1/2"-13 x 1 1/4"
2.	G10404	-	Machine Bushing, 3 1/8" x 2 1/8" x 3/16" (As Required)
	G10234	-	Machine Bushing, 2 1/8", 10 Gauge (As Required)
	G10336	-	Machine Bushing, 2 1/8", 14 Gauge (As Required)
3.	GD10531	1	Hinge Pin, 2 1/8" x 25 3/4"
4.	GD10492	2	Adjustment Block
5.	G10085	-	Hex Head Cap Screw, 3/4"-10 x 3 3/4"
	G10218	-	Washer, 3/4" USS
	G10112	-	Lock Nut, 3/4"-10
6.	GA7390	-	Safety Hook
7.	GD9898	1	Pin, 1 1/4" x 2 15/16"
8.	G10205	2	Washer, 5/8" SAE
	G10107	2	Lock Nut, 5/8"-11
9.	GD10006	2	Spring
10.	GD9870	1	Pin, 1 1/4" x 6"
11.	GA6943	2	Spring Rod
12.	G10037	2	Hex Head Cap Screw, 1/2"-13 x 1 1/4"
	G10206	2	Washer, 1/2" SAE
	G10228	2	Lock Washer, 1/2"
	GD7904-02	2	Sleeve, 1/2" x 1/2" Long
13.	GA7579	4	Pad Holder W/Bars
	GD10706	-	Bar, 1 1/4" x 6" (1/4" Thick)
	GD10707	-	Bar, 1 1/4" x 6" (3/8" Thick)
	G10001	-	Hex Head Cap Screw, 3/8"-16 x 1"
14.	GD10053	8	Wear Pad, 7" x 7", 1/2" Thick
15.	GD7805	4	Special Washer, 5/8", Hardened
	G10104	4	Hex Nut, 5/8"-11
16.	GD9968	1	Cap
17.	GD8188	1	Hose Clamp, 7/8" x 3" x 5 3/8"
	GD8189	1	Rubber Pad
18.	G10053	1	Hex Head Cap Screw, 1/2"-13 x 2 1/2"
	G10228	1	Lock Washer, 1/2"
	G10102	1	Hex Nut, 1/2"-13
19.	G10543	16	Hex Head Cap Screw, 3/4"-10 x 3", Full Thread
	G10105	16	Hex Nut, 3/4"-10
20.		-	See "Valve Blocks - Located On Rear Center Frame", Page P95
21.	A7393	-	Frame W/Cam Follower Mounts, 136", 12 Row 30" And 16 Row 30" (Non-Stock Item)
	GA6929	-	Cam Follower Mount, L.H.
	GA6928	-	Cam Follower Mount, R.H.
22.	G10025	2	Hex Head Cap Screw, 3/4"-10 x 1 1/2"
23.	GD9052	2	Special Washer, 3/4" I.D. x 2" O.D., Hardened
24.	GD10532	2	Sleeve
25.	GA6497	2	Cam Follower W/Grease Fitting
	G10640	-	Grease Fitting, 1/4"-28

WING FRAME

(TWL180a/TWL139g)



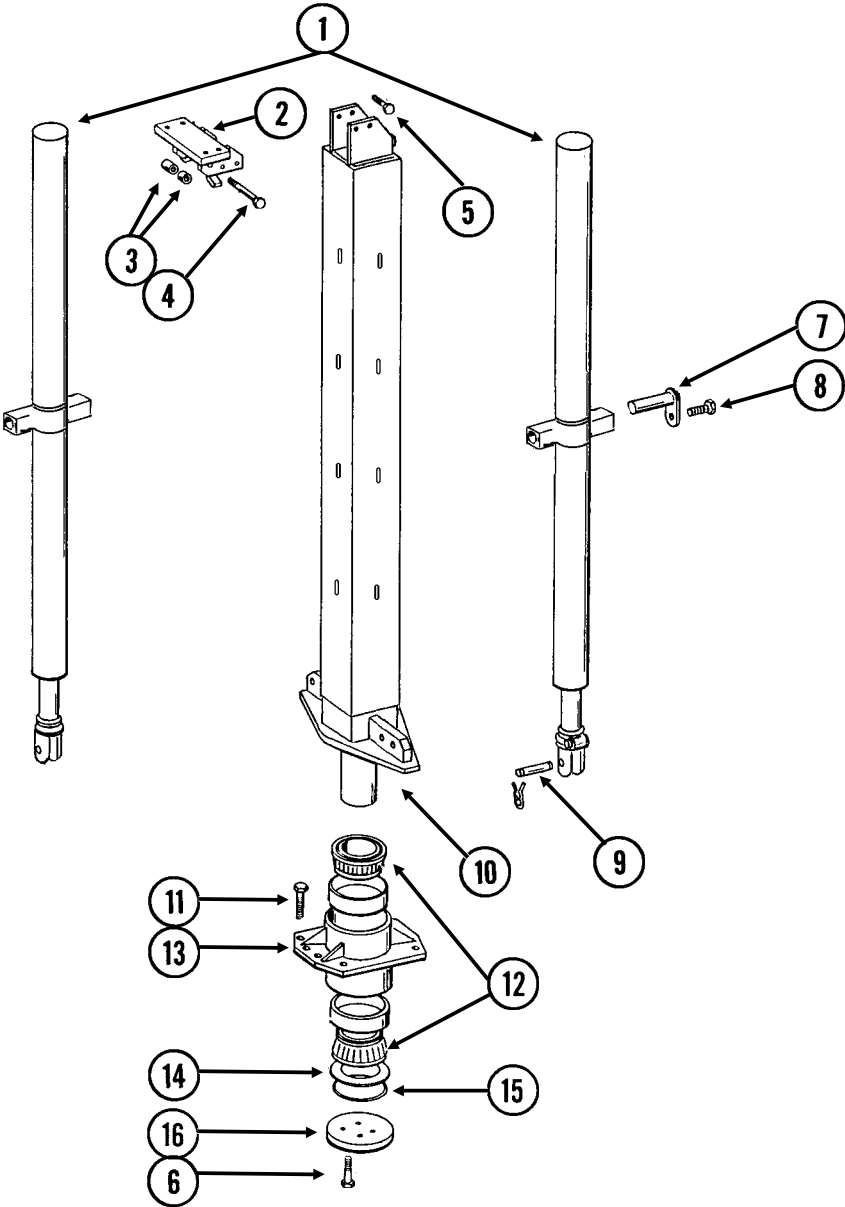
ITEM	PART NO.	QTY.	DESCRIPTION
1.	GA6792	1	Light Bracket (Wide Row Sizes Only)
2.	GD1113	1	U-Bolt, 5" x 7" x 5/8"-11
	G10230	2	Lock Washer, 5/8"
	G10104	2	Hex Nut, 5/8"-11
3.	G10001	2	Hex Head Cap Screw, 3/8"-16 x 1"
	G10210	1	Washer, 3/8" USS
	G10229	2	Lock Washer, 3/8"
	G10101	2	Hex Nut, 3/8"-16
4.	GD9681	1	Light Bracket (Wide Row Sizes Only)
5.	G10064	8	Hex Head Cap Screw, 1/4"-20 x 1"
	G10110	8	Lock Nut, 1/4"-20, Grade B
6.	-	-	See "Electrical Components", Pages P104 And P105

WING FRAME

ITEM	PART NO.	QTY.	DESCRIPTION
7.	GD5875	-	Hose Clamp, 9/16" x 2 1/2" x 2"
8.	G10108	-	Lock Nut, 3/8"-16
9.	GD9963	1	Pin, 1 1/4" x 9"
	G10460	2	Cotter Pin, 1/4" x 2"
10.	A6904	-	Wing, R.H., 119 1/4", 12 Row 30" (Non-Stock Item)
	A6905	-	Wing, L.H., 119 1/4", 12 Row 30" (Non-Stock Item)
	A6892	-	Wing, R.H., 179 1/4", 16 Row 30" (Two Wheel Towers Per Wing) (Non-Stock Item)
	A6893	-	Wing, L.H., 179 1/4", 16 Row 30" (Two Wheel Towers Per Wing) (Non-Stock Item)
11.	GA7018	1	Link
12.	GD9956	2	Strap, 41", 12 Row 30" And 16 Row 30"
13.	GD9964	2	Pin, 1 1/4" x 10 1/2"
	G10159	4	Machine Bushing, 1 1/4", 10 Gauge
	G10460	4	Cotter Pin, 1/4" x 2"
14.	GA7019	1	Toggle Link
15.	GD4108	1	Pin, 1 1/4" x 7"
	G10159	2	Machine Bushing, 1 1/4", 10 Gauge
	G10460	2	Cotter Pin, 1/4" x 2"
16.		-	See "Wing Lock Cylinder", Page P93
17.	GD9955	1	Pin, 1 1/4" x 7"
	G10606	2	Spring Pin, 1/4" x 2"
18.	GD12724	1	Bracket
19.	GD6136	2	Pin, 1 1/4" x 5"
	G10460	4	Cotter Pin, 1/4" x 2"
20.	G10874	1	Detent Pin, 1/2" x 3 1/2" Grip
21.	GA9130	1	Push Row Unit Light Bracket
22.	G10001	2	Hex Head Cap Screw, 3/8"-16 x 1"
	G10229	2	Lock Washer, 3/8"
	G10101	2	Hex Nut, 3/8"-16
23.	G10033	1	Hex Head Cap Screw, 1/2"-13 x 3 1/2"
	G10206	4	Washer, 1/2" SAE
	G10111	1	Lock Nut, 1/2"-13
24.	G10439	2	Hex Head Cap Screw, 5/8"-11 x 7"
	G10230	2	Lock Washer, 5/8"
	G10104	2	Hex Nut, 5/8"-11
25.	GD1908	1	Mounting Bracket
26.	G10312	2	Carriage Bolt, 5/16"-18 x 3/4"
	G10620	2	Serrated Flange Nut, 5/16"-18
27.	GD15950	1	Light Mount Extension
28.	G10064	2	Hex Head Cap Screw, 1/4"-20 x 1"
	G10227	2	Lock Washer, 1/4"
	G10103	2	Hex Nut, 1/4"-20
29.	GA9840	1	Light Bracket
30.	GB0309	1	Light Mount Bracket
A.	G7698X	-	Push Row Unit Mounted Light Bracket Package (Items 21 And 22 On This Page And 42" Harness Extension, Item 5 On Pages P104 And P105)

CENTER PIVOT

PFA067/PFA068(TWL7c)

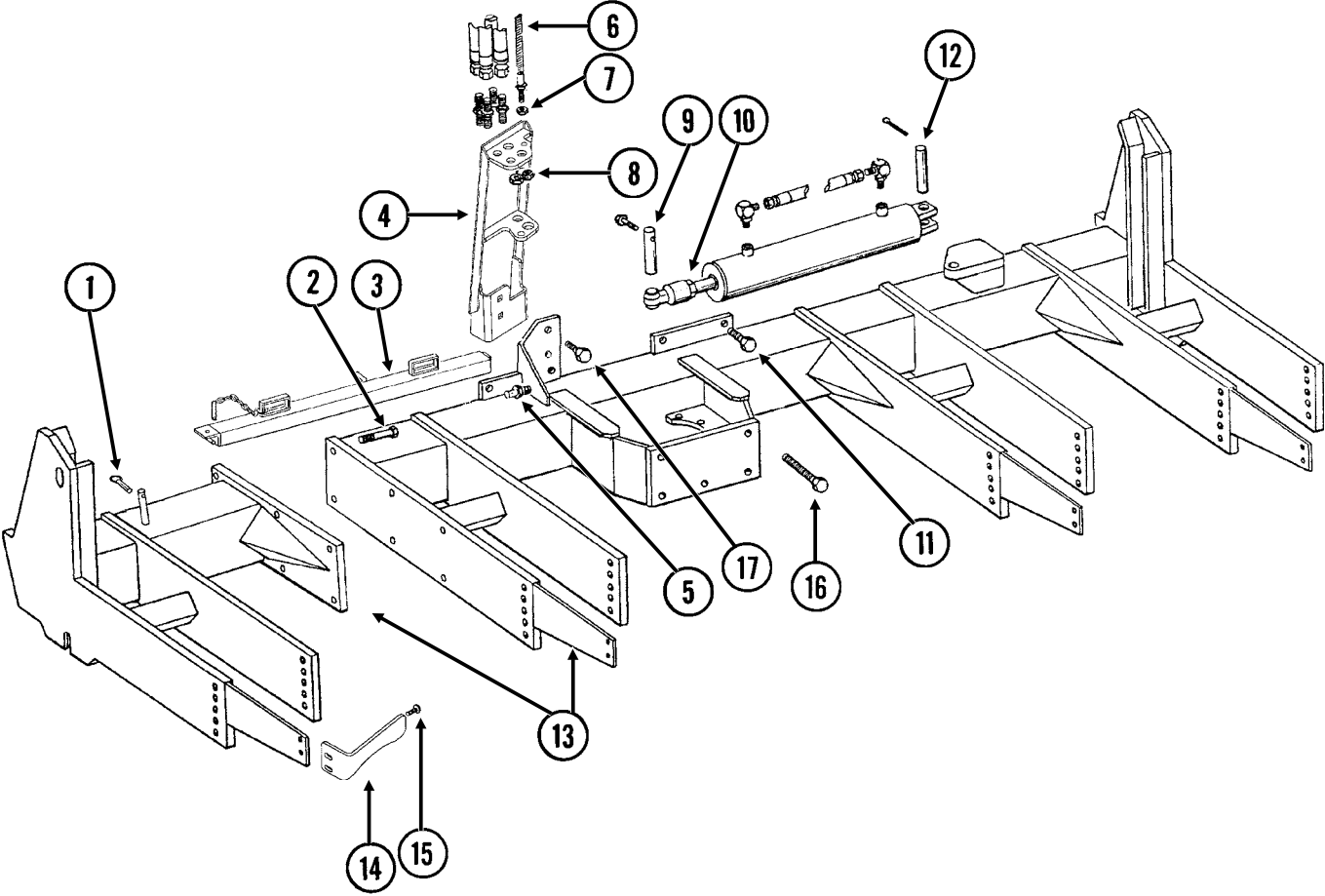


CENTER PIVOT

ITEM	PART NO.	QTY.	DESCRIPTION
1.		-	See "Center Lift Cylinder", Page P88
2.	GA6964	1	Hook Strap
3.	GD10447	1	Sleeve, 3 5/8"
	GD10446	1	Sleeve, 3 13/16"
4.	G10011	1	Hex Head Cap Screw, 5/8"-11 x 5 1/2"
	G10107	1	Lock Nut, 5/8"-11
5.	G10689	4	Carriage Bolt, 5/8"-11 x 2"
	G10107	4	Lock Nut, 5/8"-11
6.	G10027	4	Hex Head Cap Screw, 3/4"-10 x 2 1/2"
	GD2169	1	Special Washer, 25/32" I.D. x 1 1/4" O.D., Hardened
7.	GA5121	4	Pin, 2 1/8"
8.	G10017	4	Hex Head Cap Screw, 1/2"-13 x 1 1/2"
	G10216	4	Washer, 1/2" USS
	G10228	4	Lock Washer, 1/2"
	G10102	4	Hex Nut, 1/2"-13
9.	GR0375	2	Pin, 1" x 3 1/2"
	GR0193	4	Hair Pin Clip
10.	GA7540	1	Center Post
11.	G10441	8	Hex Head Cap Screw, 7/8"-9 x 3", Grade 8
	GD10063	8	Hardened Washer, 7/8"
	G11053	8	Hex Nut, 7/8"-9, Grade 8
12.	GA7096	2	Cone
13.	GA7067	1	Bearing Housing W/Cups, Less Grease Fitting
	GD10011	2	Cup
	G10779	1	Grease Fitting, 90°, 1/4"-28
14.	GD10012	-	Shim, .005" Thick (As Required)
	GD10013	-	Shim, .020" Thick (As Required)
	GD10014	-	Shim, .007" Thick (As Required)
15.	GD9130	1	O-Ring
16.	GD9636	1	Bearing Cap

AXLE ASSEMBLY

HTA043/HTA044/PFA071/PHA033/PHA034/PFA073(TWL140cc)

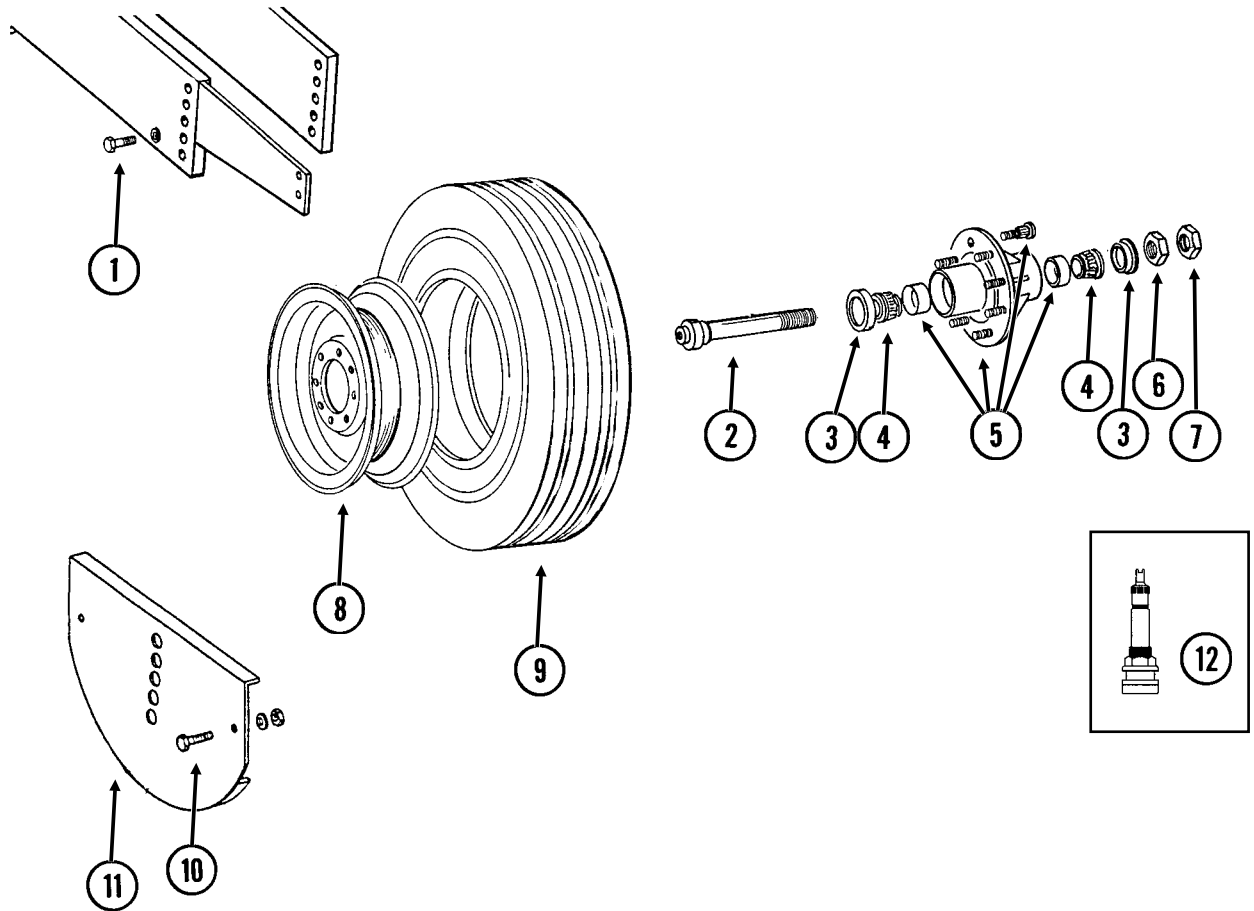


AXLE ASSEMBLY

ITEM	PART NO.	QTY.	DESCRIPTION
1.	GD2558	1	Lynch Pin, 1/4"
2.	G10802	6	Hex Head Cap Screw, 3/4"-10 x 2 3/4"
	G10028	-	Hex Head Cap Screw, 3/4"-10 x 3"
	G10231	6	Lock Washer, 3/4"
	G10105	6	Hex Nut, 3/4"-10
3.	GA7098	1	Manual Safety Lockup W/Detent Pin
	GA7022	1	Detent Pin W/Chain
4.	GA11200	1	Bulkhead Mount
5.	GD8276	1	Pin
	G10237	1	Lock Washer, 7/16"
	G10100	1	Hex Nut, 7/16"-14
6.	GA6608	-	Cable Assembly, 12 Row 30" And 16 Row 30"
7.	G10228	2	Lock Washer, 1/2"
	G10102	2	Hex Nut, 1/2"-13
8.	G306-08	2	Lock Nut, 3/4"-16
	G306-10	2	Lock Nut, 7/8"-14
9.	GD10092	1	Pin, 1 1/4" x 5 1/4"
	G10226	4	Washer, 1 1/4" SAE
	G10049	1	Hex Head Cap Screw, 3/8"-16 x 2 1/2"
	G10108	1	Lock Nut, 3/8"-16
10.		-	See "Rotation Cylinder", Page P88
11.	G10437	4	Hex Head Cap Screw, 3/4"-8 x 2 1/2", Grade 8, "Y" Hitch
	G10810	4	Hex Head Cap Screw, 3/4"-10 x 3 1/2", Grade 8, "T" Hitch
	GD2169	4	Special Washer, 25/32" I.D. x 1 1/4" O.D., Hardened
	G10436	4	Hex Nut, 3/4"-10
12.	GD10064	1	Pin, 1 1/4" x 5 1/4"
	G10460	2	Cotter Pin, 1/4" x 2"
13.	GA8062	-	Axle W/Stub Axle, 12 Row 30" And 16 Row 30"
	GA9883	-	Stub Axle, Narrow Row
14.	GD12543	-	Scraper
15.	G10636	-	Carriage Bolt, 1/2"-13 x 1 1/2"
	G10216	-	Washer, 1/2" USS
	G10228	-	Lock Washer, 1/2"
	G10102	-	Hex Nut, 1/2"-13
16.	G10808	6	Hex Head Cap Screw, 1"-8 x 10", Grade 8, "Y" Hitch
	GD10231	6	Special Washer, 1 1/16" I.D. x 2" O.D.
	G10647	6	Hex Nut, 1"-8, Grade 8
17.	G10636	-	Carriage Bolt, 1/2"-13 x 1 1/2"
	G10228	-	Lock Washer, 1/2"
	G10102	-	Hex Nut, 1/2"-13

TRANSPORT WHEELS/ROCK GUARDS

HTA032/HTA040/HTA043/HTA004(TWL141c)



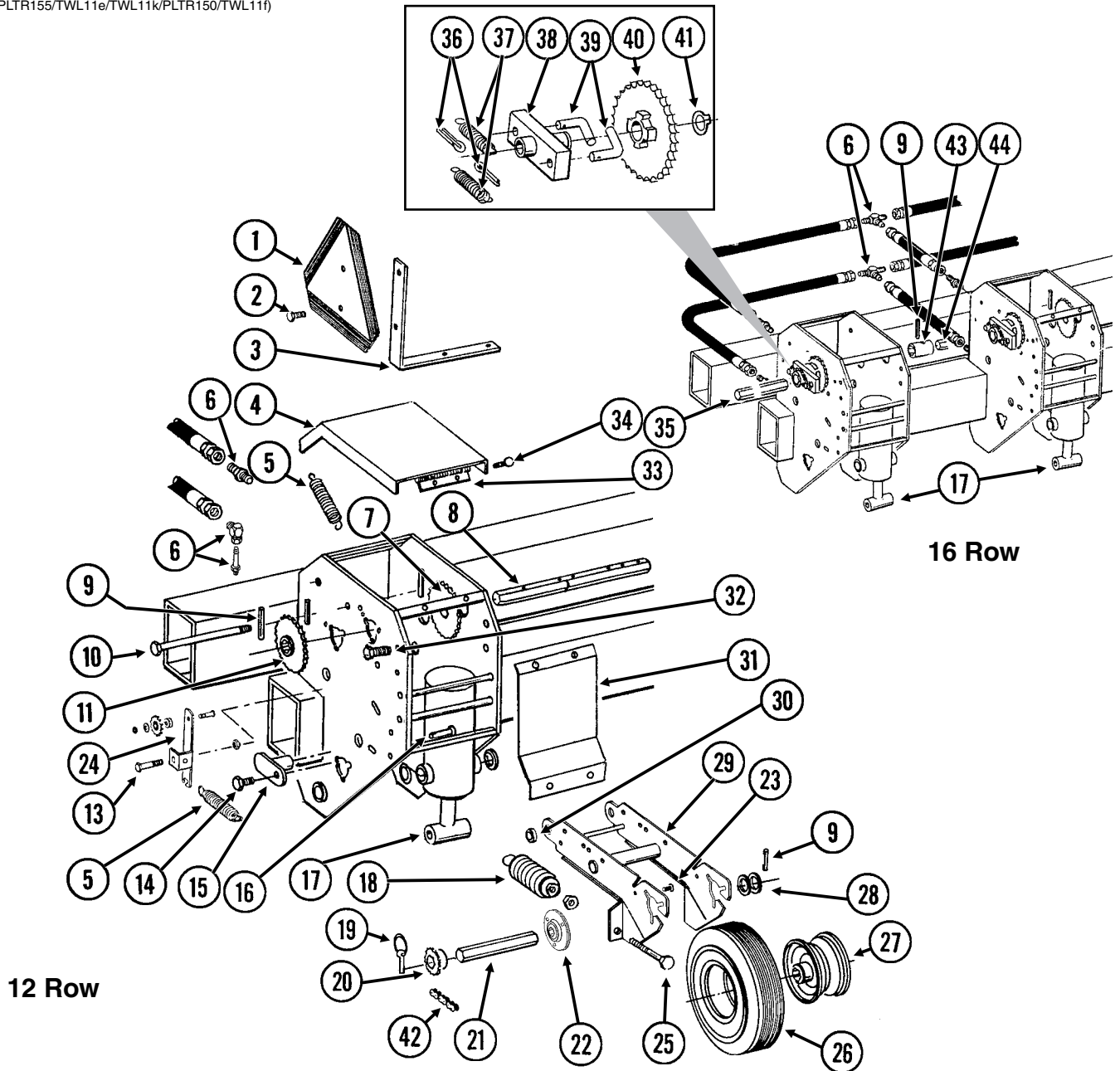
TRANSPORT WHEELS/ROCK GUARDS

ITEM	PART NO.	QTY. (Per Assy.)	DESCRIPTION
1.	G10448	2	Hex Head Cap Screw, 7/8"-9 x 2 1/2", Grade 8
	G10330	2	Lock Washer, 7/8"
2.	GA4727	1	Spindle W/Retaining Ring, 1 3/4"
	G10913	-	External Retaining Ring, 2 1/2"
3.	GA4722	2	Seal
4.	GA4723	2	Bearing
5.	GA4729	1	Hub W/Cups, Bolts, Nuts And Grease Fitting, 8 Bolt, 1 3/4" Bore
	G10640	-	Grease Fitting, 1/4"-28
	GD7079	-	Cup
	GR0528	-	Stud, 5/8"-18 x 2 1/4", Grade 8
	GR0531	-	Lug Nut, 5/8"-18 UNF
	GD7089	1	Special Nut, 1 3/4"-12 UNF
7.	GD7864	1	Special Hex Nut, 1 3/4"-12 UNF
8.	GA9544	-	Rim, 5.5" x 22.5", All Sizes
9.	GD13409	-	Tire, 255-70R 22.5" W/O Center Rib, Tubeless (Specify Brand*)
10.	G10037	-	Hex Head Cap Screw, 1/2"-13 x 1 1/4"
	G10228	-	Lock Washer, 1/2"
	G10102	-	Hex Nut, 1/2"-13
11.	GA5716	-	Rock Guard (Optional)
12.	GA7434	-	Valve Stem
A.	GA9545	-	Tire And Rim Assembly (Items 8, 9 And 12) (Specify Brand*)

* Specific brand requests will be supplied only as available from current KINZE® Repair Parts stock. If a specific brand requested is not in stock, the brand available will be supplied.

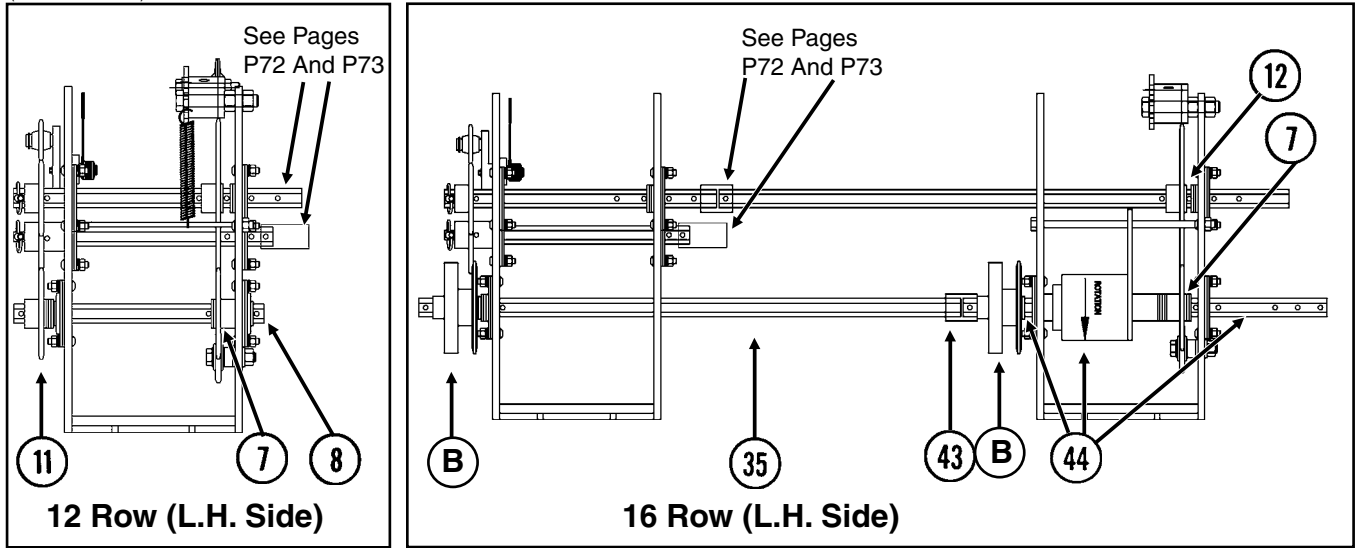
CONTACT WHEEL AND DRIVE SHAFT(S)

(PLTR155/TWL11e/TWL11k/PLTR150/TWL11f)



CONTACT WHEEL AND DRIVE SHAFT(S)

(TWL157/TWL156)



ITEM PART NO. QTY. DESCRIPTION

(Per Assy.)

1.	GD2199	1	SMV Sign
2.	G10022	2	Hex Head Cap Screw, 1/4"-20 x 1/2"
	G10227	2	Lock Washer, 1/4"
	G10103	2	Hex Nut, 1/4"-20
3.	GD9969	1	Bracket
4.	GD10298	1	Cover
5.	GD5857	2	Spring
6.		-	See "Hydraulic Hoses And Fittings On Planter Frame", Pages P102 And P103
7.		-	See "Inner Module Drive", Page P74 And P75
8.	GD10543	1	Hex Shaft, 7/8" x 13", See "Point Row Clutch", Pages P76 And P77 (12 Row Machines Equipped With Point Row Clutches)
9.	G10602	4	Spring Pin, 1/4" x 1 1/2"
10.	G10595	-	Hex Head Cap Screw, 3/8"-16 x 10" (Used To Secure Point Row Clutch)
	G10108	-	Lock Nut, 3/8"-16
11.	GA5114	1	Sprocket, 30 Tooth
12.	G10233	2	Machine Bushing, 1", 10 Gauge
	G10345	2	Machine Bushing, 1", 14 Gauge
13.	G10036	1	Hex Head Cap Screw, 5/8"-11 x 4"
	G10104	1	Hex Nut, 5/8"-11
	G10107	1	Lock Nut, 5/8"-11
14.	G10017	2	Hex Head Cap Screw, 1/2"-13 x 1 1/2"
	G10216	2	Washer, 1/2" USS
	G10228	2	Lock Washer, 1/2"
	G10102	2	Hex Nut, 1/2"-13
15.	GA5121	2	Pin, 2 1/8"
16.	G10870	1	Clevis Pin, 3/8" x 1"
	G10860	1	Retaining Ring, 3/8"
17.		-	See "Wing Lift Cylinder", Page P89
18.	GA2068	2	Spring W/Plug
19.	GD2558	1	Lynch Pin, 1/4"
20.	GA12192	1	Sprocket, 22 Tooth
	GA5113	1	Sprocket, 28 Tooth
	GA12191	-	Sprocket, 44 Tooth

(Continued On Following Page)

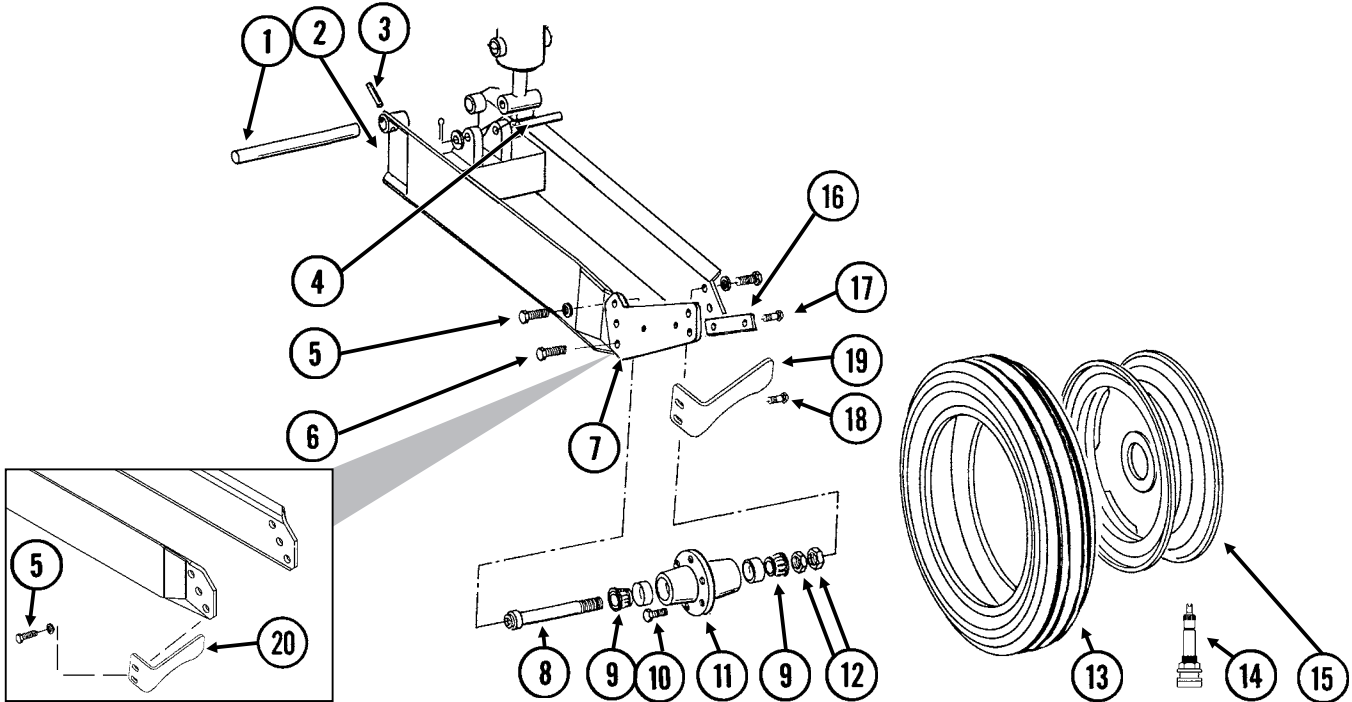
CONTACT WHEEL AND DRIVE SHAFT(S)

ITEM	PART NO.	QTY.	DESCRIPTION
(Continued)			
21.	GD6775	1	Hex Shaft, 7/8" x 11 3/4" (2 Holes)
22.	GA9846	-	Flanged Bearing, 7/8" Hex Bore
23.	G10303	6	Carriage Bolt, 5/16"-18 x 1"
	G10232	6	Lock Washer, 5/16"
	G10106	6	Hex Nut, 5/16"-18
24.	GA9553	1	Idler W/Sprocket And Hardware, L.H. Side Of Planter
	GA9554	-	Idler W/Sprocket And Hardware, R.H. Side Of Planter
	GA7154	-	Sprocket W/Bearing, 18 Tooth
	G10017	-	Hex Head Cap Screw, 1/2"-13 x 1 1/2"
	G10128	-	Machine Bushing, 1/2", 14 Gauge
	G10501	-	Hex Jam Nut, 1/2"-13, Grade 2
25.	G10890	2	Hex Head Adjusting Bolt, 1/2"-13 x 4", Grade 2
	G10501	2	Hex Jam Nut, 1/2"-13, Grade 2
26.	GD4700	1	Tire, 4.80" x 8", 4 Ply, Rib Implement (Specify Brand*)
27.	GA3553	1	Rim, 3.75" x 8"
	GD4701	-	Valve Stem
28.	G10233	-	Machine Bushing, 1", 10 Gauge
29.	GA7372	1	Wheel Arm
30.	GB0218	2	Bushing, 2 1/32" I.D. x 7/8" O.D. x 1 9/32" Long
31.	GD6895	1	Shield
32.	G10005	2	Hex Head Cap Screw, 5/8"-11 x 1 3/4"
	G10235	4	Machine Bushing, 7/8", 14 Gauge
	GD7805	2	Special Washer, 5/8", Hardened
	G10205	2	Washer, 5/8" SAE
	G10107	2	Lock Nut, 5/8"-11
33.	GD5789	1	Hinge, Female
	GD5790	1	Hinge W/Pins, Male
34.	G10064	6	Hex Head Cap Screw, 1/4"-20 x 1"
	G10209	4	Washer, 1/4" USS
	G10227	6	Lock Washer, 1/4"
	G10103	6	Hex Nut, 1/4"-20
35.	GD10099	-	Hex Shaft, 7/8" x 29 5/8"
36.	G10453	2	Cotter Pin, 3/16" x 1"
37.	GD1256	2	Spring
38.	GA0378	1	Block And Hub Assembly
39.	GD1255	2	L-Pin
40.	GA5165	1	Sprocket, 30 Tooth
41.	G10430	1	External Retaining Ring, 1 1/4"
42.	G3310-114	1	Chain, No. 40, 114 Pitch Including Connector Link (Used With 22 Tooth Sprocket)
	G3310-118	-	Chain, No. 40, 118 Pitch Including Connector Link (Used With 28 Tooth Sprocket)
	G3310-126	-	Chain, No. 40, 126 Pitch Including Connector Link (Used With 44 Tooth Sprocket)
	GR0912	-	Connector Link, No. 40
43.	GD5212	1	Coupler, 1 3/4", 16 Row 30" Only
44.		-	See "Point Row Clutch", Pages P76-P79
A.	GA3552	-	Tire And Rim Assembly (Items 26 And 27) (Specify Brand*)
B.	GA5164	-	Ratchet/Sprocket Assembly, L.H. Side Of Planter (Items 36-41)
	GA9843	-	Ratchet/Sprocket Assembly, R.H. Side Of Planter (Items 36-41)
C.	G1K324	-	Contact Wheel Arm Replacement Kit (Items 9, 21-23, 25, 28 And 29)

* Specific brand requests will be supplied only as available from current KINZE® Repair Parts stock. If a specific brand requested is not in stock, the brand available will be supplied. Different brand tires may have different diameters. Change in tire brand may affect rates. Field checks are recommended after any change in contact tires.

GROUND DRIVE WHEEL

PTD057(TWL142c/TWL142d)

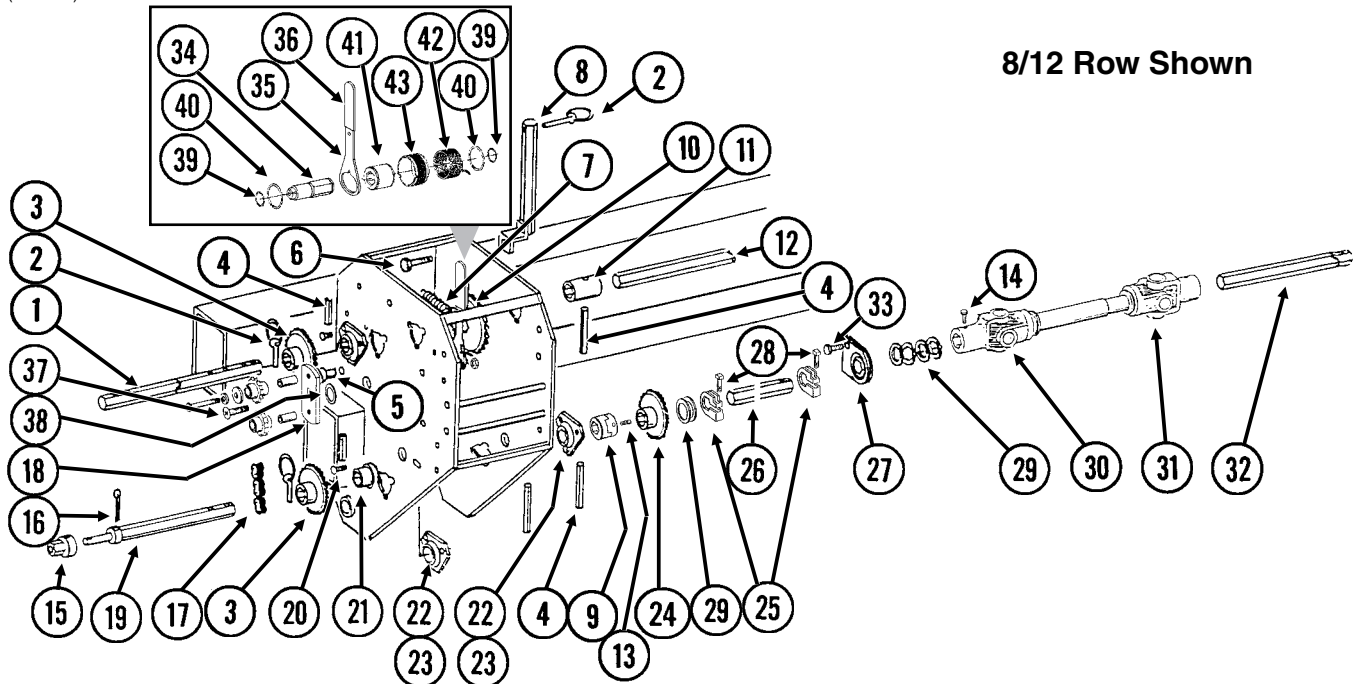


ITEM	PART NO.	QTY. (Per Assy.)	DESCRIPTION
1.	GD11695	-	Pin, 1 1/4" x 13 1/4"
2.	GA8677	1	Wheel Module
3.	G10610	-	Spring Pin, 3/8" x 2"
4.	GD5841	1	Pin, 1 1/4" x 5 5/8"
	G10226	2	Washer, 1 1/4" SAE
	G10460	2	Cotter Pin, 1/4" x 2"
5.	G10026	2	Hex Head Cap Screw, 3/4"-10 x 2"
	G10231	2	Lock Washer, 3/4"
6.	G10026	2	Hex Head Cap Screw, 3/4"-10 x 2"
	G10231	2	Lock Washer, 3/4"
	G10105	2	Hex Nut, 3/4"-10
7.	GD10128	1	Scraper Arm
8.	GA4376	1	Spindle W/Round External Retaining Ring, 10"
	GD11490	-	Round External Retaining Ring
9.	GA0895	2	Bearing
10.	GR0270	6	Lug Bolt, 9/16"-18
11.	GA2148	1	Hub W/Cups, 6 Bolt
	GR0434	-	Cup
12.	G11081	2	Hex Jam Nut, 1 1/2"-12, Grade 2
13.	GD13401	1	Tire, 7.50" x 20", 8 Ply, Tubeless W/O Center Rib (Specify Brand*)
14.	GA7434	-	Valve Stem
15.	GA2908	1	Rim, 5.5" x 20"
16.	GD10144	1	Bar Clamp
17.	G10017	2	Hex Head Cap Screw, 1/2"-13 x 1 1/2"
	G10039	1	Hex Head Cap Screw, 1/2"-13 x 1 3/4"
	G10228	2	Lock Washer, 1/2"
	G10102	2	Hex Nut, 1/2"-13
18.	G10636	2	Carriage Bolt, 1/2"-13 x 1 1/2"
	G10216	2	Washer, 1/2" USS
	G10228	2	Lock Washer, 1/2"
	G10102	2	Hex Nut, 1/2"-13
19.	GD12543	1	Scraper
20.	GA13335	1	Scraper
A.	GA7997	-	Tire And Rim Assembly (Specify Brand*) (Items 13-15)
B.	GA4377	-	Hub And Spindle Assembly (Items 8, 9, 11 And 12)

* Specific brand requests will be supplied only as available from current KINZE® Repair Parts stock. If a specific brand requested is not in stock, the brand available will be supplied.

SEED RATE TRANSMISSION AND ROW UNIT DRILL SHAFTS

(TWL14n)



ITEM	PART NO.	QTY. (Per Side)	DESCRIPTION
1.	GD6780	1	Shaft, 7/8" x 15"
2.	GD2558	3	Lynch Pin, 1/4"
3.	GA5105	1	Sprocket, 15 Tooth
	GA5106	1	Sprocket, 17 Tooth
	GA5107	2	Sprocket, 19 Tooth
	GA5108	2	Sprocket, 23 Tooth
	GA5109	1	Sprocket, 24 Tooth
	GA5110	1	Sprocket, 25 Tooth
	GA5111	1	Sprocket, 26 Tooth
	GA5112	1	Sprocket, 27 Tooth
	GA5113	1	Sprocket, 28 Tooth
	GA5114	1	Sprocket, 30 Tooth
4.	G10602	-	Spring Pin, 1/4" x 1 1/2"
5.	G10870	1	Clevis Pin, 3/8" x 1"
	G10860	1	Retaining Ring, 3/8"
6.	G10581	1	Hex Head Cap Screw, 1/2"-13 x 2 1/4"
	GD4887-14	1	Sleeve, 1" O.D. x 9/16" I.D. x 7/8"
	G10527	2	Lock Washer, 1/2", Internal/External
	G10111	1	Lock Nut, 1/2"-13
7.	GD5857	1	Spring
8.	GA10832	1	Sprocket Storage Rod
9.	GB0287	2	Coupler
10.		-	See "Inner Module Drive", Page P74 And P75
11.	GD5212	1	Coupler, 1 3/4", 16 Row 30" Only
12.	GD10100	1	Hex Shaft, 7/8" x 31 3/8", 16 Row 30" Only
13.	G10131	4	Square Head Set Screw, 5/16"-18 x 3/4"
14.	G10688	-	Square Head Set Screw, 3/8"-16 x 5/8"
15.	GD7127	1	Shear Coupler
16.	G10462	-	Cotter Pin, 3/16" x 2"
17.	G3310-80	1	Chain, No. 40, 80 Pitch Including Connector Link
	GR0912	-	Connector Link, No. 40
18.	GA7336	1	Idler W/Bolt-On Sprockets
	GD7426	-	Sprocket, 12 Tooth
	G10047	-	Hex Head Cap Screw, 3/8"-16 x 1 3/4"
	GD1026	-	Sleeve, 1 3/16" Long
	G10210	-	Washer, 3/8" USS
	G10229	-	Lock Washer, 3/8"

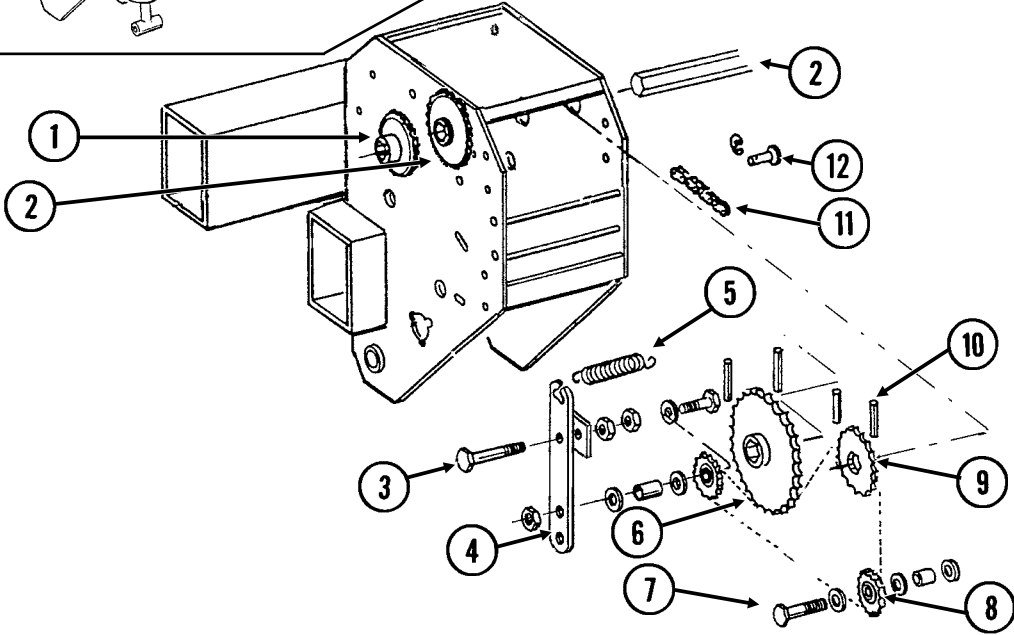
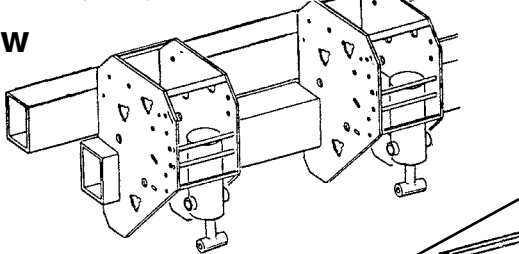
SEED RATE TRANSMISSION AND ROW UNIT DRILL SHAFTS

ITEM	PART NO.	QTY. (Per Side)	DESCRIPTION
19.	GD7612	1	Shaft, 7/8" x 13 1/2"
20.	G10303	-	Carriage Bolt, 5/16"-18 x 1"
	G10232	-	Lock Washer, 5/16"
	G10106	-	Hex Nut, 5/16"-18
21.	GA5548	1	Special Bearing
22.	G3400-01	-	Flangette
23.	G2100-03	-	Bearing, 7/8" Hex Bore, Spherical
24.	GA5107	1	Sprocket, 19 Tooth, Interplant® Package Drive
25.	GD11045	-	Lock Clamp
26.	GD0914-106.5	-	Hex Shaft, 7/8" x 106 1/2" (No Holes), Wing, 12 Row 30"
	GD0914-166.75	-	Hex Shaft, 7/8" x 166 3/4" (No Holes), Wing, 16 Row 30"
27.	GA2180	-	Hanger Bearing, 7/8" Hex Bore
28.	G10130	-	Square Head Machine Bolt, 5/16"-18 x 1 3/4"
	G10923	-	Flange Nut, 5/16"-18, No Serration
29.	G10233	-	Machine Bushing, 1", 10 Gauge
30.	GA7053	1	U-Joint W/Grease Fitting, Female, 18 1/8" Long, 8 Row 36"/38" And 12 Row 36"/38"
	GA7052	-	U-Joint W/Grease Fitting, Female, 10 1/4" Long, 12 Row 30" And 16 Row 30"
	GR1557	-	Grease Fitting, 45°, Metric
	GR1298	-	Inboard Yoke And Outer Profile (18 1/4" U-Joint)
	GR1297	-	Inboard Yoke And Outer Profile (10 1/4" U-Joint)
	GR1294	-	Cross And Bearing Kit
	GR1293	-	Yoke, 7/8" Hex
31.	GA7051	-	U-Joint W/Grease Fitting, Male, 12 1/4" Long
	GR1557	-	Grease Fitting, 45°, Metric
	GR1296	-	Inner Profile
	GR1295	-	Inboard Yoke
	GR1301	-	Spring Pin, 8 mm x 50 mm
	GR1294	-	Cross And Bearing Kit
	GR1293	-	Yoke, 7/8" Hex
32.	GD0914-45	1	Hex Shaft, 7/8" x 45" (No Holes), R.H. Main Frame, 12 Row 30" And 16 Row 30"
	GD0914-35	-	Hex Shaft, 7/8" x 35" (No Holes), L.H. Main Frame, 12 Row 30" And 16 Row 30"
33.	G10004	2	Hex Head Cap Screw, 3/8"-16 x 1 1/4"
	G10229	2	Lock Washer, 3/8"
	G10101	-	Hex Nut, 3/8"-16
34.	GD14426	1	Tightener Shaft, 3 3/8"
35.	GD14431	1	Handle
36.	G11078	1	Vinyl Cap
37.	G11100	1	Hex Socket Button Head Cap Screw, 1/4"-20 x 1/2", Grade 8
	G10227	1	Lock Washer, 1/4"
	G10209	1	Washer, 1/4" USS
38.	G10235	1	Machine Bushing, 7/8", 14 Gauge
39.	G10496	2	External Inverted Snap Ring, 1 1/2"
40.	G11075	2	External Inverted Snap Ring, 7/8"
41.	GD14432	1	Sleeve, 1 1/4"
42.	GD14414	1	Torsion Spring, R.H. (Used In L.H. Wrap Spring Wrench)(Shown)
	GD14413	-	Torsion Spring, L.H. (Used In R.H. Wrap Spring Wrench)
43.	GD19344	-	Release Collar, L.H. (Shown)
	GD19343	1	Release Collar, R.H.
A.	G1K269	-	Lock Clamp Kit (Items 25 And 28)
B.	G1K381	-	Wrap Spring Wrench Replacement Kit, Silver Collar, L.H. (Items 34-43) (Shown)
	G1K380	1	Wrap Spring Wrench Replacement Kit, Gold Collar, R.H. (Items 34-43)

INNER MODULE DRIVE

PTD058/PFA046/PTD077(TWL16e)

16 Row



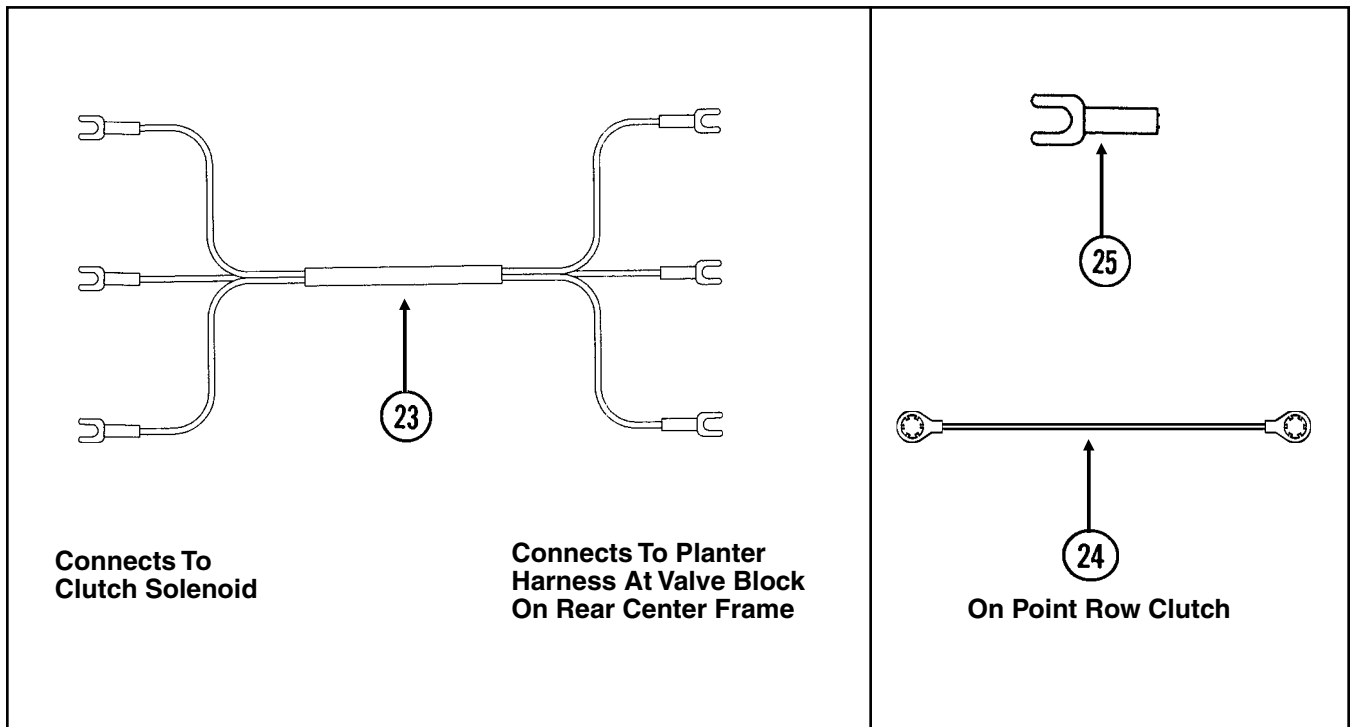
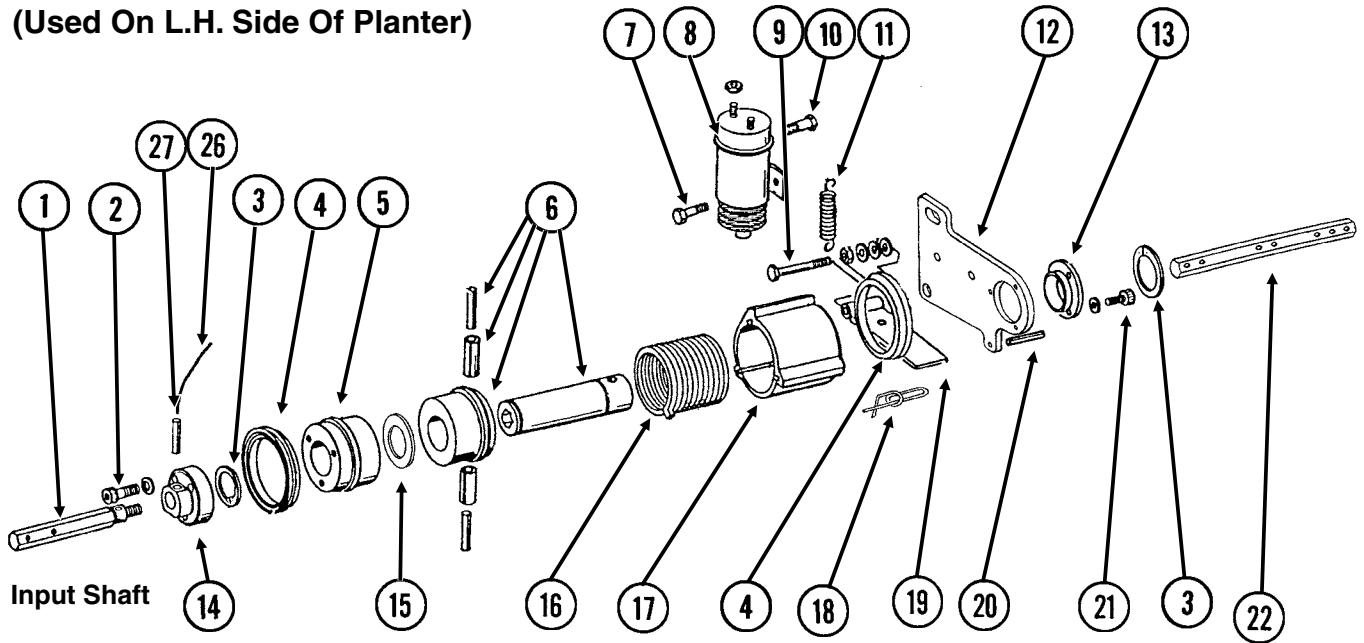
INNER MODULE DRIVE

ITEM	PART NO.	QTY. (Per Module)	DESCRIPTION
1.		-	See "Seed Rate Transmission And Row Unit Drill Shafts", Pages P72 And P73
2.		-	See "Contact Wheel And Drive Shaft(s)", Pages P68-P70
3.	G10743	1	Hex Head Cap Screw, 5/8"-11 x 3 3/4"
	G10918	3	Machine Bushing, 5/8", 14 Gauge (As Required)
	G10503	1	Hex Jam Nut, 5/8"-11, Grade 2
	G10107	1	Lock Nut, 5/8"-11
4.	GA9558	1	Idler W/Sprocket And Hardware, L.H. Side Of Planter
	GA9557	-	Idler W/Sprocket And Hardware, R.H. Side Of Planter
	GA7154	-	Sprocket W/Bearing, 18 Tooth
	G10038	-	Hex Head Cap Screw, 1/2"-13 x 3"
	GD10007	-	Spacer, 1 1/8"
	G10206	-	Washer, 1/2" SAE
	G10111	-	Lock Nut, 1/2"-13
5.	GD5857	1	Spring
6.	GA5194	1	Sprocket, 50 Tooth
7.	G10581	1	Hex Head Cap Screw, 1/2"-13 x 2 1/4"
	GD7889	1	Bushing, 1" O.D. x 9/16" I.D. x 7/16" Long
	G10168	2	Machine Bushing, 1/2", 7 Gauge
	G10205	2	Washer, 5/8" SAE
	G10111	1	Lock Nut, 1/2"-13
8.	GA7154	1	Sprocket W/Bearing, 18 Tooth
9.	GA5113	1	Sprocket, 28 Tooth
10.	G10602	-	Spring Pin, 1/4" x 1 1/2"
11.	G3310-100	1	Chain, No. 40, 100 Pitch Including Connector Link
	GR0912	-	Connector Link, No. 40
12.	G10870	1	Clevis Pin, 3/8" x 1"
	G10860	1	Retaining Ring, 3/8"

POINT ROW CLUTCH

PRC019(TWL70d/TWL71d/TWL71/TWL18/
A10054)

**L.H. Point Row Clutch Shown
(Used On L.H. Side Of Planter)**



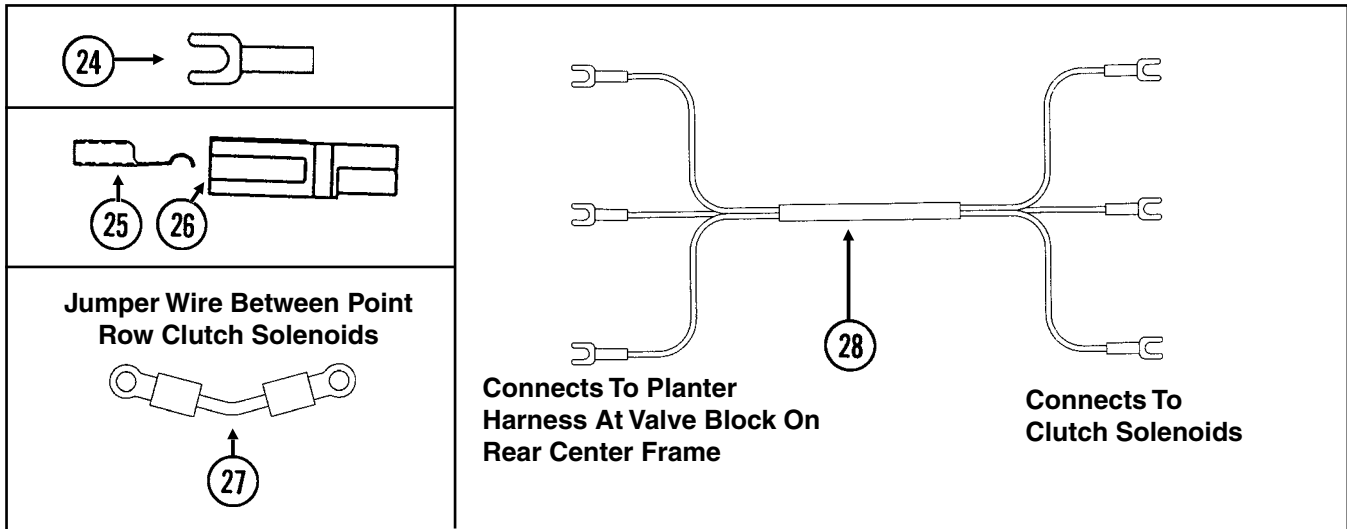
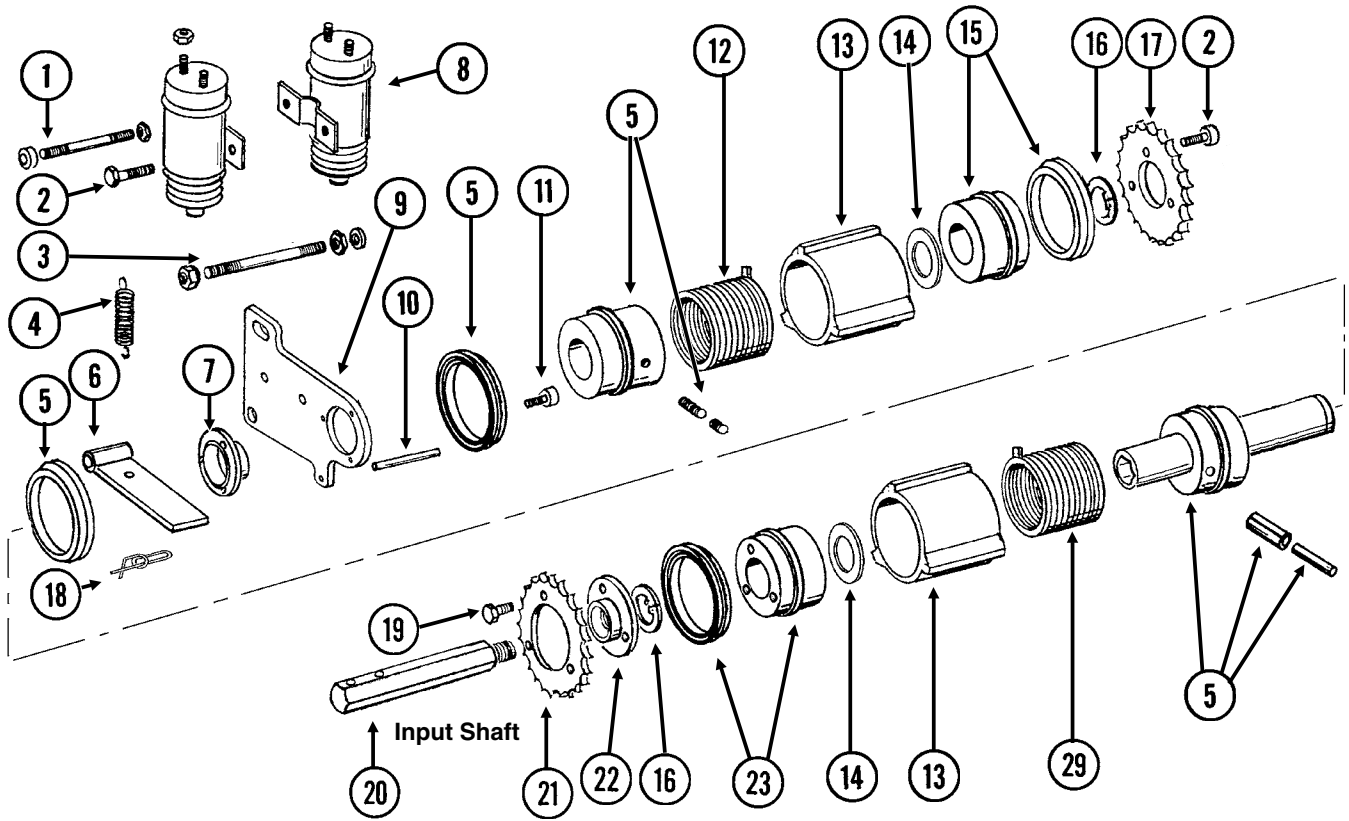
POINT ROW CLUTCH

ITEM	PART NO.	QTY. (Per Assy.)	DESCRIPTION
1.	GD10068	1	Input Shaft, R.H. Threads (Shown)
	GD10069	1	Input Shaft, L.H. Threads
2.	G10374	3	Hex Socket Head Cap Screw, 1/4"-20 x 1"
	G10227	3	Lock Washer, 1/4"
3.	G10496	2	External Inverted Snap Ring, 1 1/2"
4.	GD14512	2	V-Ring Seal
5.	GD10104	1	Input Hub
6.	GA7137	1	Hub/Sleeve Assembly W/Spring Pins
	G10765	-	Spring Pin, 1/4" x 1"
	G10804	-	Spring Pin, 5/32" x 7/8"
7.	G10023	1	Hex Head Cap Screw, 1/4"-20 x 3/4"
	G10227	1	Lock Washer, 1/4"
	G10103	1	Hex Nut, 1/4"-20
8.	GA8393	1	Solenoid Complete
	GR1306	1	Snap Ring
	GR1303	1	Spring
	GR1304	1	Boot
	GR1305	1	Plunger
9.	G10049	1	Hex Head Cap Screw, 3/8"-16 x 2 1/2"
	G10101	1	Hex Nut, 3/8"-16
	G10203	1	Washer, 3/8" SAE
	G10229	2	Lock Washer, 3/8"
	G10497	1	Hex Jam Nut, 3/8"-16, Grade 2
10.	G10900	1	Hex Socket Head Cap Screw, 1/4"-20 x 1 3/4", Grade 8
	G10227	1	Lock Washer, 1/4"
	G10103	2	Hex Nut, 1/4"-20
11.	GD10123	1	Spring
12.	GD10103	1	Mounting Plate
13.	GD9667	1	Bushing
14.	GD10070	1	Coupler W/R.H. Threads (Shown)
	GD10071	1	Coupler W/L.H. Threads
15.	GD14513	1	Felt Washer
16.	GD9671	-	Spring, L.H. (Shown)
	GD9672	-	Spring, R.H.
17.	GD10102	1	Stop Collar
18.	GD11120	1	Rue Ring Cotter, 5/16"
19.	GD10510	1	Actuator Arm
20.	G10859	1	Spring Pin, 3/16" x 2 1/4"
21.	G10253	3	Hex Socket Head Screw, No. 10-32 x 1/2"
	G10257	3	Lock Washer, No. 10
22.	GD10543	-	Hex Shaft, 7/8" x 13"
23.	GA9479	1	Wiring Harness, 228", R.H. Side, 12 Row 30"
	GA9480	-	Wiring Harness, 264", L.H. Side, 12 Row 30"
	GA9483	-	Wiring Harness, 252", R.H. Side, 16 Row 30"
	GA9482	-	Wiring Harness, 300", L.H. Side, 16 Row 30"
24.	GA10054	-	Ground Cable, Green
25.	G10996	-	Fork Terminal
26.	GD13524-01	1	Lock Wire, 10", Stainless Steel
27.	G10546	1	Spring Pin, 3/16" x 1 1/4"
A.	GA7110	-	Point Row Clutch Assembly, R.H. (R.H. Side Of Machine) (Items 1-21, 24, 26 And 27)
	GA7111	-	Point Row Clutch Assembly, L.H. (L.H. Side Of Machine) (Items 1-21, 24, 26 And 27)

TWO-SPEED POINT ROW CLUTCH

PRC023(FF47b/A7274/TWL71/TWL18/A10054)

**L.H. Two-Speed Point Row Clutch Shown
(Used On L.H. Side Of Planter)**

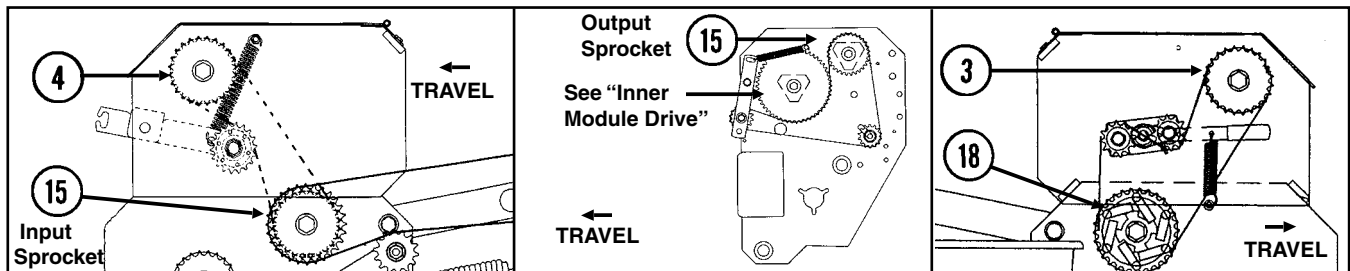
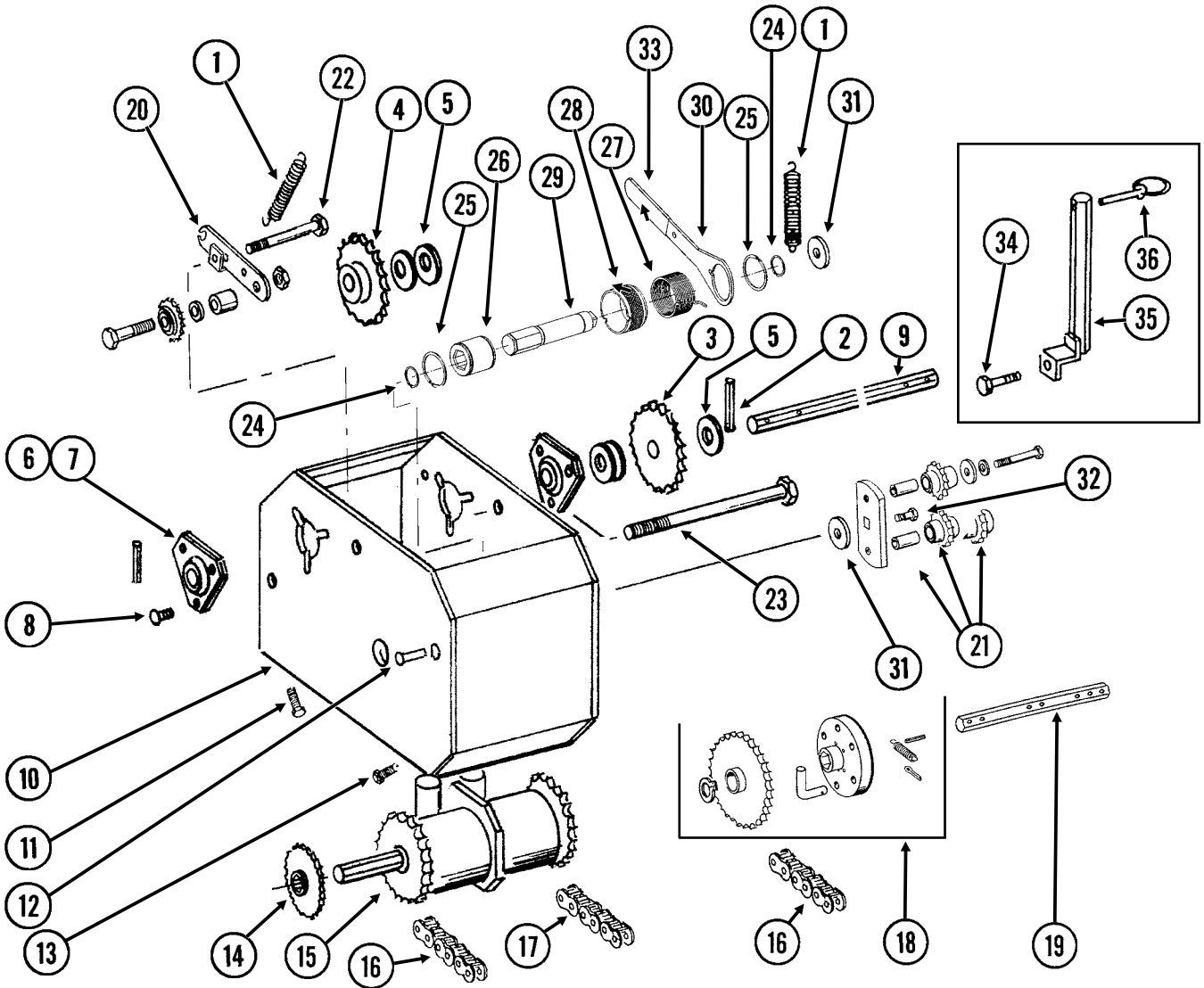


TWO-SPEED POINT ROW CLUTCH

ITEM	PART NO.	QTY. (Per Assy.)	DESCRIPTION
1.	GD10635	1	Threaded Rod, 1/4"-20 x 3 1/2"
	G10103	2	Hex Nut, 1/4"-20
	G10227	2	Lock Washer, 1/4"
	GD10282	2	Allen Nut, 1/4"-20
2.	G10023	4	Hex Head Cap Screw, 1/4"-20 x 3/4"
	G10227	4	Lock Washer, 1/4"
	G10103	1	Hex Nut, 1/4"-20
3.	GD10636	1	Threaded Rod, 3/8"-16 x 4 1/2"
	G10108	2	Lock Nut, 3/8"-16
	G10229	2	Lock Washer, 3/8"
	G10101	2	Hex Nut, 3/8"-16
4.	GD10123	2	Spring
5.	GA7463	1	Hub/Sleeve Assembly W/Seals, Sleeve, Pins And Screws
	GD10120	-	Seal
	GD10584	-	Sleeve
	G10873	-	Hex Socket Set Screw, 5/16"-18 x 3/4"
	G10872	-	Hex Socket Set Screw, 5/16"-18 x 1/4"
	G10804	-	Spring Pin, 5/32" x 7/8"
	G10765	-	Spring Pin, 1/4" x 1"
6.	GD10510	2	Actuator Arm
7.	GD10586	1	Bushing
8.	GA8393	2	Solenoid Complete
	GR1306	-	Snap Ring
	GR1303	-	Spring
	GR1304	-	Boot
	GR1305	-	Plunger
9.	GD10103	1	Mounting Plate
10.	G10859	1	Spring Pin, 3/16" x 2 1/4"
11.	G10876	3	Hex Socket Head Screw, No. 10-32 x 1/4"
12.	GD9671	2	Spring, L.H. (Shown)
13.	GD10585	2	Stop Collar
14.	GD14513	2	Felt Washer
15.	GA9572	1	Hub W/Seal
	GD10120	-	Seal
16.	G10496	2	External Inverted Snap Ring, 1 1/2"
17.	GD10579	1	Output Sprocket, 28 Tooth
18.	GD11120	2	Rue Ring Cotter, 5/16"
19.	G10374	3	Hex Socket Head Cap Screw, 1/4"-20 x 1"
	GD10588	3	Key
20.	GD10068	1	Input Shaft, R.H. Threads (Shown)
	GD10069	-	Input Shaft, L.H. Threads
21.	GD10578	1	Input Sprocket, 28 Tooth
22.	GD10638	1	Coupler W/R.H. Threads (Shown)
	GD10587	-	Coupler W/L.H. Threads
23.	GA9571	1	Hub W/Seal
	GD10120	-	Seal
24.	G10996	-	Fork Terminal
25.	GD9530	-	Contact
26.	GD9529	-	Housing, Black
	GD12726	-	Housing, Red
27.	GA7274	1	Jumper Wire W/Ring Terminals, 2 3/16"
28.	GA9479	1	Wiring Harness, 228", R.H. Side, 12 Row 30"
	GA9480	-	Wiring Harness, 264", L.H. Side, 12 Row 30"
	GA9483	-	Wiring Harness, 252", R.H. Side, 16 Row 30"
	GA9482	-	Wiring Harness, 300", L.H. Side, 16 Row 30"
29.	GD9672	-	Spring, R.H.

TWO-SPEED POINT ROW CLUTCH WHEEL MODULE EXTENSION

(TWL77g/TWL84b/TWL79a/TWL80)



TWO-SPEED POINT ROW CLUTCH WHEEL MODULE EXTENSION

ITEM	PART NO.	QTY. (Per Assy.)	DESCRIPTION
1.	GD5857	2	Spring
2.	G10602	3	Spring Pin, 1/4" x 1 1/2"
3.	GA5109	1	Sprocket, 24 Tooth
	GA5105	1	Sprocket, 15 Tooth
	GA5106	1	Sprocket, 17 Tooth
	GA5112	1	Sprocket, 27 Tooth
	GA5108	-	Sprocket, 23 Tooth (From Transmission)
	GA5110	-	Sprocket, 25 Tooth (From Transmission)
	GA5111	-	Sprocket, 26 Tooth (From Transmission)
4.	GA5113	1	Sprocket, 28 Tooth
5.	G10233	-	Machine Bushing, 1", 10 Gauge
6.	G3400-01	-	Flangette
7.	G2100-03	-	Bearing, 7/8" Hex Bore, Spherical
8.	G10312	6	Carriage Bolt, 5/16"-18 x 3/4"
	G10232	6	Lock Washer, 5/16"
	G10106	6	Hex Nut, 5/16"-18
9.	GD10355	1	Shaft, 7/8" x 13 3/4"
10.	GA7306	1	Extension Bracket
11.	G10857	2	Hex Head Cap Screw, 1/4"-20 x 1 1/4"
	G10209	2	Washer, 1/4" USS
	G10227	2	Lock Washer, 1/4"
	G10103	2	Hex Nut, 1/4"-20
12.	G10408	1	Clevis Pin, 5/16" x 3/4"
	G10409	1	Retaining Ring, 5/16"
13.	G10064	2	Hex Head Cap Screw, 1/4"-20 x 1"
	G10209	2	Washer, 1/4" USS
	G10227	2	Lock Washer, 1/4"
	G10103	2	Hex Nut, 1/4"-20
14.		-	See "Contact Wheel And Drive Shaft(s)", Pages P68-P70
15.		-	See "Two-Speed Point Row Clutch", Pages P78 And P79
16.	G3310-74	2	Chain, No. 40, 74 Pitch Including Connector Link
	GR0912	-	Connector Link, No. 40
17.	G3310-100	1	Chain, No. 40, 100 Pitch Including Connector Link
	GR0912	-	Connector Link, No. 40
18.	GA7320	1	Overrunning Sprocket Assembly, R.H.
	GA7321	-	Overrunning Sprocket Assembly, L.H.
	G10430	1	External Retaining Ring, 1 1/4"
	GD1255	6	L-Pin
	G10546	6	Spring Pin, 3/16" x 1 1/4"
	G10470	6	Cotter Pin, 5/32" x 1"
	GD10366	6	Spring
	GA7317	1	Block
	GA7319	1	Sprocket W/Bushing, 30 Tooth
19.	GD10543	1	Hex Shaft, 7/8" x 13"
20.	GA9918	1	Idler W/Sprocket And Hardware
	GD10356	-	Bushing, 3/4" Long
	G10128	-	Machine Bushing, 1/2", 14 Gauge
	G10501	-	Hex Jam Nut, 1/2"-13, Grade 2
	G10053	-	Hex Head Cap Screw, 1/2"-13 x 2 1/2"
	GA7154	-	Sprocket W/Bearing, 18 Tooth

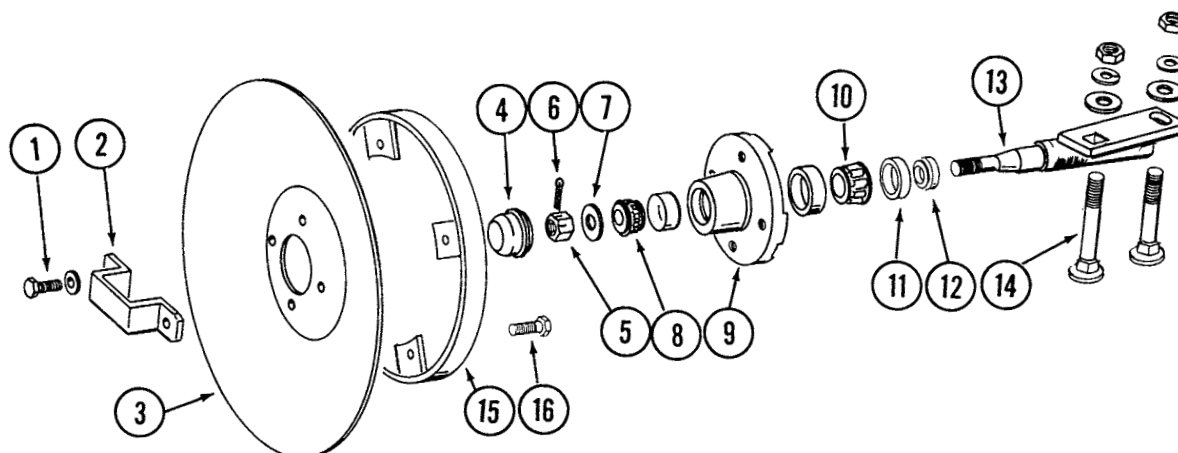
(Continued On Following Page)

TWO-SPEED POINT ROW CLUTCH WHEEL MODULE EXTENSION

ITEM	PART NO.	QTY. (Per Assy.)	DESCRIPTION
(Continued)			
21.	GA7336	1	Idler W/Bolt-On Sprockets
	GD7426	-	Sprocket, 12 Tooth
	GD1026	-	Sleeve, 1 3/16" Long
	G10210	-	Washer, 3/8" USS
	G10229	-	Lock Washer, 3/8"
	G10047	-	Hex Head Cap Screw, 3/8"-16 x 1 3/4"
22.	G10036	1	Hex Head Cap Screw, 5/8"-11 x 4"
	G10107	1	Lock Nut, 5/8"-11
	G10104	1	Hex Nut, 5/8"-11
23.	G10595	1	Hex Head Cap Screw, 3/8"-16 x 10"
	G10108	1	Lock Nut, 3/8"-16
24.	G10496	2	External Inverted Snap Ring, 1 1/2"
25.	G11075	2	External Inverted Snap Ring, 7/8"
26.	GD14432	1	Sleeve, 1 1/4"
27.	GD14414	1	Torsion Spring, R.H. (Used In L.H. Wrap Spring Wrench) (Shown)
	GD14413	-	Torsion Spring, L.H. (Used In R.H. Wrap Spring Wrench)
28.	GD19344	-	Release Collar, L.H. (Shown)
	GD19343	1	Release Collar, R.H.
29.	GD14426	1	Tightener Shaft, 3 3/8"
30.	GD14431	1	Handle
31.	G10235	2	Machine Bushing, 7/8", 14 Gauge
32.	G11100	1	Hex Socket Button Head Cap Screw, 1/4"-20 x 1/2", Grade 8
	G10227	1	Lock Washer, 1/4"
	G10209	1	Washer, 1/4" USS
33.	G11078	1	Vinyl Cap
34.	G10037	1	Hex Head Cap Screw, 1/2"-13 x 1 1/4"
	G10216	1	Washer, 1/2" USS
	G10228	1	Lock Washer, 1/2"
	G10102	1	Hex Nut, 1/2"-13
35.	GA7313	1	Sprocket Storage Rod
36.	GD2558	2	Lynch Pin, 1/4"
A.	G1K381	-	Wrap Spring Wrench Replacement Kit, Silver Collar, L.H. (Items 24-33) (Shown)
	G1K380	1	Wrap Spring Wrench Replacement Kit, Gold Collar, R.H. (Items 24-33)

ROW MARKER SPINDLE/HUB/BLADE

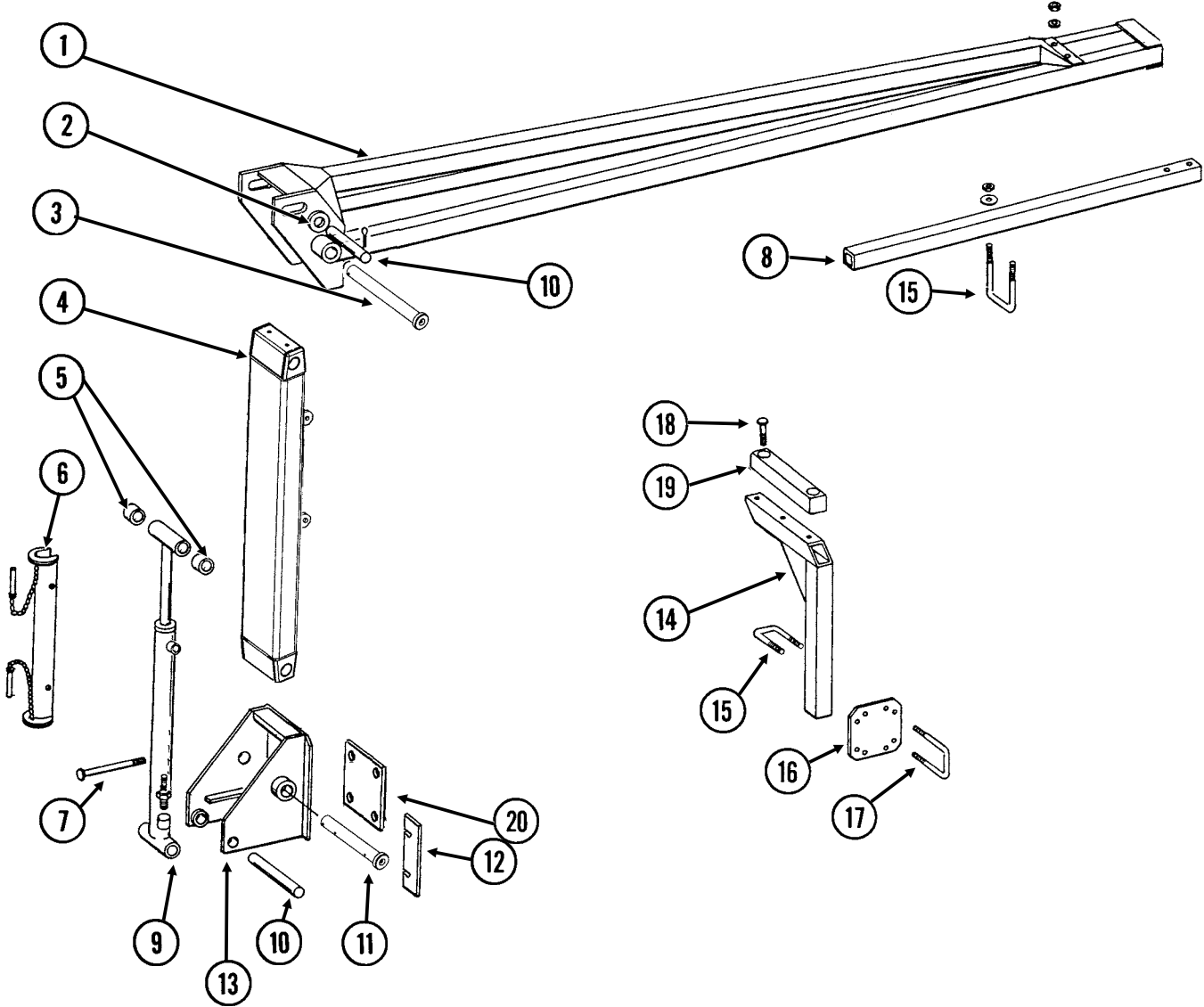
MKR020(MKR4)



ITEM	PART NO.	QTY.	DESCRIPTION
		(Per Assy.)	
1.	G10722	4	Hex Head Cap Screw, 1/2"-20 x 1"
	G10228	4	Lock Washer, 1/2"
2.	GD2597	1	Retainer
3.	GD0746	1	Disc Blade, Solid, 16" (Shown)
	GD10283	-	Disc Blade, Notched, 16" (Optional)
4.	GD0840	1	Dust Cap
5.	G10725	1	Slotted Hex Nut, 5/8"-18
6.	G10544	1	Cotter Pin, 5/32" x 1"
7.	G10724	1	Washer, 5/8" SAE
8.	GA0257	1	Bearing
9.	GA0167	1	Hub W/Cups, 4 Bolt
	GR0151	-	Outer Cup
	GR0150	-	Inner Cup
10.	GA0245	1	Bearing
11.	GA0243	1	Grease Seal
12.	GA0899	1	Rubber Seal
13.	GA1676	1	Spindle, R.H.
	GA1677	-	Spindle, L.H. (Shown)
14.	G10844	2	Carriage Bolt, 1/2"-13 x 3 1/2"
	G10168	2	Machine Bushing, 1/2", 7 Gauge
	G10228	2	Lock Washer, 1/2"
	G10102	2	Hex Nut, 1/2"-13
15.	GA5853	1	Depth Band
16.	G10019	4	Hex Head Cap Screw, 5/16"-18 x 1"
	G10109	4	Lock Nut, 5/16"-18, Grade 8
A.	GA1679	-	Hub And Spindle Assembly, L.H. (Items 1, 2 And 4-13)
	GA1678	-	Hub And Spindle Assembly, R.H. (Items 1, 2 And 4-13)

ROW MARKER ASSEMBLY, 12 ROW 30"

MKR14ii)

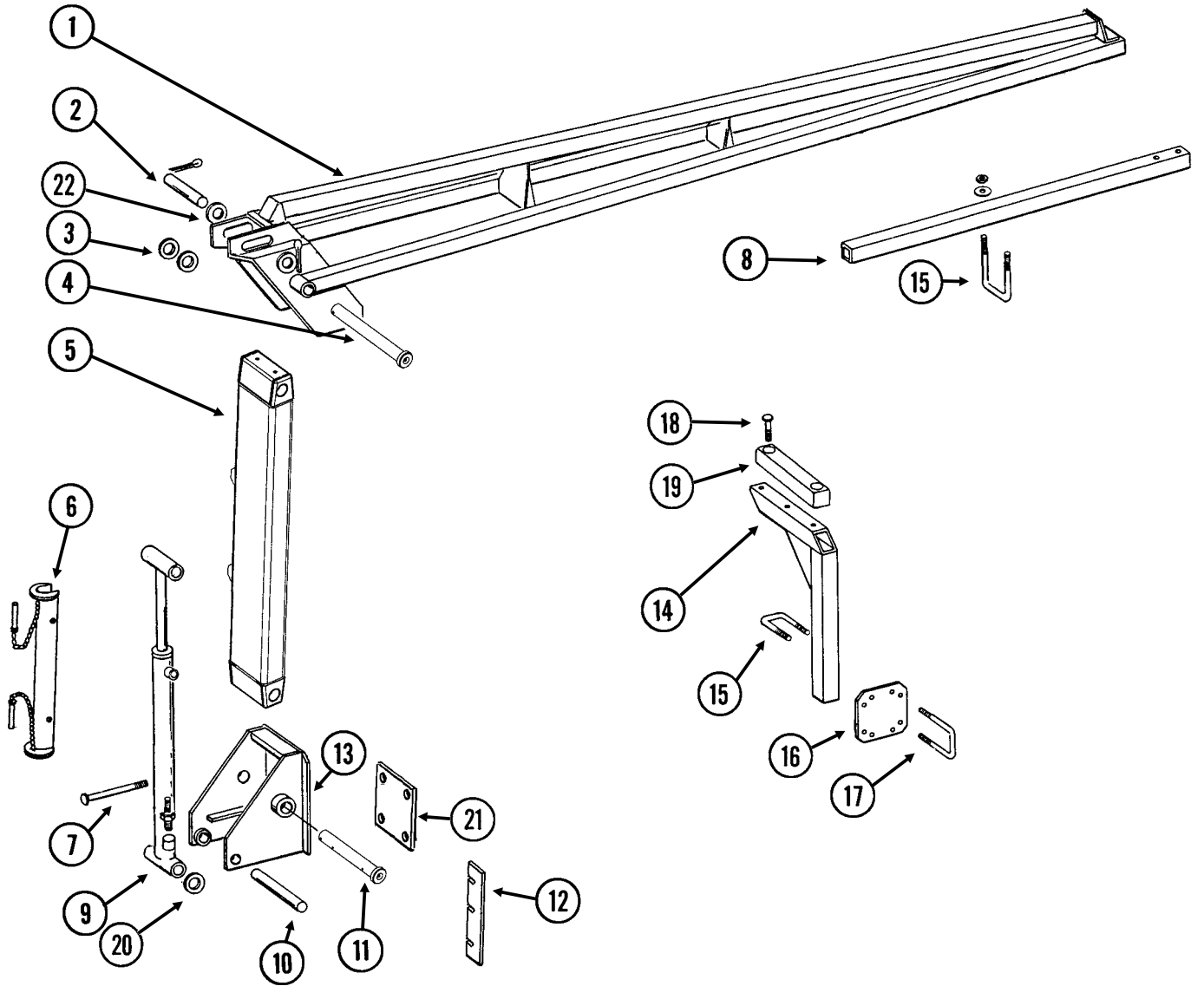


ROW MARKER ASSEMBLY, 12 ROW 30"

ITEM	PART NO.	QTY.	DESCRIPTION
		(Per Assy.)	
1.	GA4353	1	Arm W/Grease Fittings, Second Stage, 110"
	G10641	-	Grease Fitting, 1/8" NPT
2.	G10226	-	Washer, 1 1/4" SAE (As Required)
	G10159	-	Machine Bushing, 1 1/4", 10 Gauge (As Required)
	G10322	-	Machine Bushing, 1 1/4", 18 Gauge (As Required)
3.	GA11766	-	Pin W/Grease Fitting, 1 1/4" x 11 13/16"
	G10640	-	Grease Fitting, 1/4"-28
	G10463	-	Cotter Pin, 1/4" x 1 1/2"
4.	GA11590	-	Arm, First Stage
5.	GD0752-41	4	Sleeve, 1"
6.	GA8170	1	Safety Lockup W/Detent Pins, 19 3/8"
	G10536	-	Detent Pin, 1/2" x 2 1/2" Grip
7.	G10011	4	Hex Head Cap Screw, 5/8"-11 x 5 1/2" (If Applicable)
	G10046	-	Hex Head Cap Screw, 5/8"-11 x 5" (If Applicable)
	G10008	-	Hex Head Cap Screw, 5/8"-11 x 2" (If Applicable)
	GD7805	8	Special Washer, 5/8", Hardened
	G10205	-	Washer, 5/8" SAE
	G10230	4	Lock Washer, 5/8"
	G10104	4	Hex Nut, 5/8"-11
8.	GD0453-07	1	Extension Tube, 45", R.H.
	GD0453-04	-	Extension Tube, 60", L.H.
9.		-	See "Row Marker (Cushion) Cylinder", Page P93
10.	GD2161	2	Pin, 1 1/4" x 8 1/4"
	G10460	4	Cotter Pin, 1/4" x 2"
11.	GA11767	-	Pin W/Grease Fitting, 1 1/4" x 9 1/2"
	G10640	-	Grease Fitting, 1/4"-28
	G10463	-	Cotter Pin, 1/4" x 1 1/2"
12.	GD10792	-	Shim, 2 1/2" x 7 1/4", 16 Gauge (As Required)
13.	GA5130	1	Mount
14.	GA7042	1	Stand, 20" (12 Row 30" Only)
15.	GD2721	3	U-Bolt, 2" x 2" x 1/2"-13
	G10228	6	Lock Washer, 1/2"
	G10102	6	Hex Nut, 1/2"-13
16.	GD9981	1	Bar
17.	GD4743	2	U-Bolt, 3" x 3" x 1/2"-13
	G10216	4	Washer, 1/2" USS
	G10228	4	Lock Washer, 1/2"
	G10102	4	Hex Nut, 1/2"-13
18.	G10017	2	Hex Head Cap Screw, 1/2"-13 x 1 1/2"
	G10206	2	Washer, 1/2" SAE
	G10111	2	Lock Nut, 1/2"-13
19.	GA9088	-	Molded Stop, 12 1/4" Long
20.	GD13360	2	Plate, 6" x 6"

ROW MARKER ASSEMBLY, 16 ROW 30"

(MKR15ij)

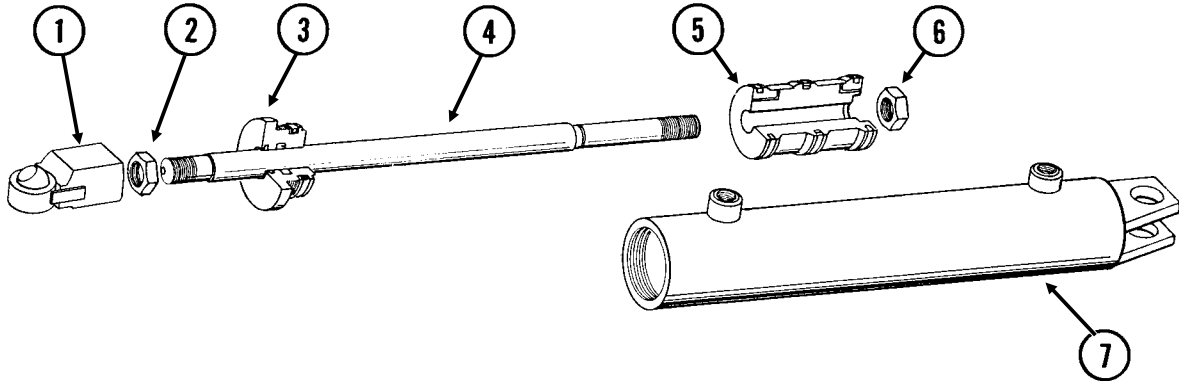


ROW MARKER ASSEMBLY, 16 ROW 30"

ITEM	PART NO.	QTY.	DESCRIPTION
		(Per Assy.)	
1.	GA7118	-	Arm, Second Stage, 172 1/4"
2.	GD1701	1	Pin, 1 1/4" x 6 1/2"
	G10460	2	Cotter Pin, 1/4" x 2"
3.	G10979	4	Special Washer, 1 1/4" (As Required)
	G10159	-	Machine Bushing, 1 1/4", 10 Gauge (As Required)
	G10322	-	Machine Bushing, 1 1/4", 18 Gauge (As Required)
4.	GA11768	-	Pin W/Grease Fitting, 1 1/4" x 13"
	G10640	-	Grease Fitting, 1/4"-28
	G10463	-	Cotter Pin, 1/4" x 1 1/2"
5.	GA11569	-	Arm, First Stage, L.H. (Shown)
	GA11568	-	Arm, First Stage, R.H.
6.	GA8170	1	Safety Lockup W/Detent Pins, 19 3/8"
	G10536	-	Detent Pin, 1/2" x 2 1/2" Grip
7.	G10012	-	Hex Head Cap Screw, 5/8"-11 x 6 1/2" (If Applicable)
	G10068	-	Hex Head Cap Screw, 5/8"-11 x 6" (If Applicable)
	G10009	-	Hex Head Cap Screw, 5/8"-11 x 2 1/2" (If Applicable)
	GD7805	8	Special Washer, 5/8", Hardened
	G10205	-	Washer, 5/8" SAE
	G10230	6	Lock Washer, 5/8"
	G10104	6	Hex Nut, 5/8"-11
8.	GD0453-09	1	Extension Tube, 75", L.H.
	GD0453-03	-	Extension Tube, 50", R.H.
9.		-	See "Row Marker (Cushion) Cylinder", Page P93
10.	GD0652	1	Pin, 1 1/4" x 9 1/2"
	G10460	2	Cotter Pin, 1/4" x 2"
11.	GA11769	-	Pin W/Grease Fitting, 1 1/4" x 11 1/2"
	G10640	-	Grease Fitting, 1/4"-28
	G10463	-	Cotter Pin, 1/4" x 1 1/2"
12.	GD10793	-	Shim, 2 1/2" x 12 1/2", 16 Gauge (As Required) (Shown)
	GD11791	-	Shim, 2 1/2" x 8 1/4", 16 Gauge (As Required)
13.	GA4877	1	Mount
14.	GA7043	1	Stand, 30"
15.	GD2721	3	U-Bolt, 2" x 2" x 1/2"-13
	G10228	6	Lock Washer, 1/2"
	G10102	6	Hex Nut, 1/2"-13
16.	GD9981	1	Bar
17.	GD4743	2	U-Bolt, 3" x 3" x 1/2"-13
	G10216	4	Washer, 1/2" USS
	G10228	4	Lock Washer, 1/2"
	G10102	4	Hex Nut, 1/2"-13
18.	G10017	2	Hex Head Cap Screw, 1/2"-13 x 1 1/2"
	G10206	2	Washer, 1/2" SAE
	G10111	2	Lock Nut, 1/2"-13
19.	GA9088	-	Molded Stop, 12 1/4" Long
20.	G10979	4	Special Washer, 1 1/4" (As Required)
21.	GD13359	2	Plate, 7" x 7"
22.	G10226	2	Washer, 1 1/4" SAE
	G10322	2	Machine Bushing, 1 1/4", 18 Gauge

ROTATION CYLINDER, ALL SIZES

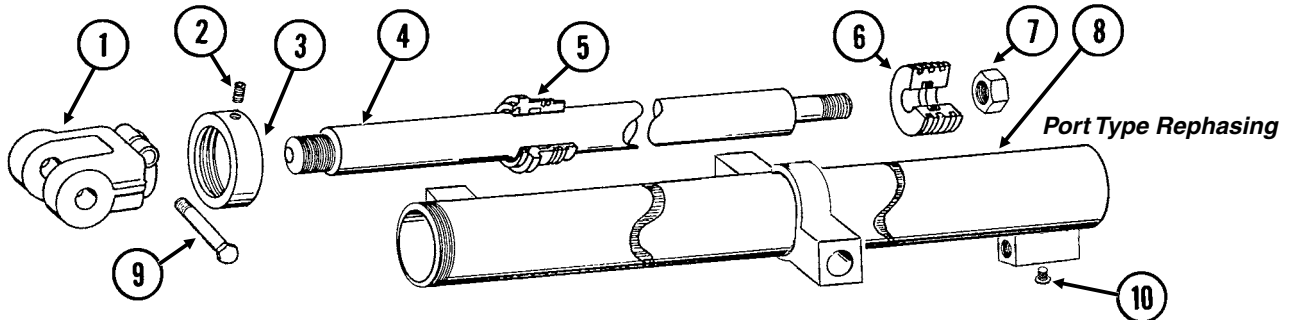
(CYL11i)



ITEM	PART NO.	QTY.	DESCRIPTION
1.	GA7221	1	Threaded Ball Joint End
2.	G10509	1	Hex Jam Nut, 1 1/4"-12, Grade 2
3.	GD11988	1	Gland
4.	GD11991	1	Rod
5.	GD11992	1	Piston
6.	G10972	1	Lock Nut, 1 1/4"-12
7.	A7220	1	Barrel (Non-Stock Item)
A.	GA8904	-	Cylinder Complete, 4" x 16" <i>(Part Number Stamped On Barrel)</i>
B.	GR1524	-	Seal Kit, Includes: (2) O-Rings, (1) U-Cup, (1) Wiper, (1) Seal, (2) Cast Iron Rings, (1) BU Ring, (1) Expander

CENTER LIFT CYLINDER, ALL SIZES

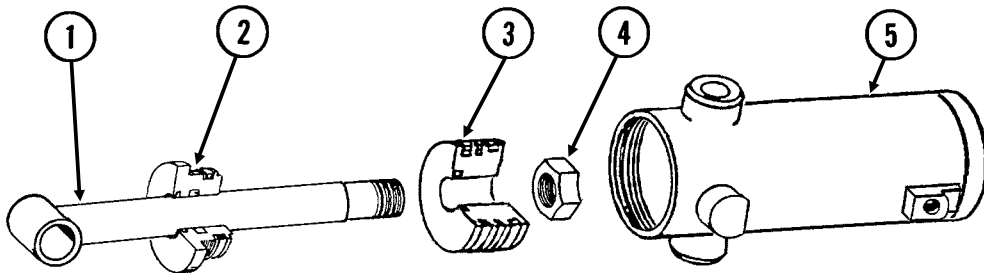
(CYL39c)



ITEM	PART NO.	QTY.	DESCRIPTION
1.	GD11951	1	Clevis
2.	G10907	1	Set Screw, 1/4"-20 x 1/4"
3.	GD11193	1	Cap
4.	GD10936	1	Rod
5.	GD10211	1	Gland
6.	GD11253	1	Piston
7.	G10958	1	Lock Nut, 1"-14
8.	GA8149	1	Barrel
9.	G10939	1	Hex Head Cap Screw, 3/8"-16 x 2 1/4"
	G10108	1	Lock Nut, 3/8"-16
10.	G6408-H04-O	1	Hex Socket Head Plug W/O-Ring, 7/16"-20 O-Ring
	GR1465	1	O-Ring
A.	GA8908	-	Cylinder Complete, 3" x 48" <i>(Part Number Stamped On Barrel)</i>
B.	GR1428	-	Seal Kit, Includes: (2) O-Rings, (2) BU Rings, (1) Wiper, (1) U-Cup, (1) Piston Seal, (2) Cast Iron Rings, (1) Expander

WING LIFT CYLINDER, 12 ROW

CYL031/CYL011(CYL45d)

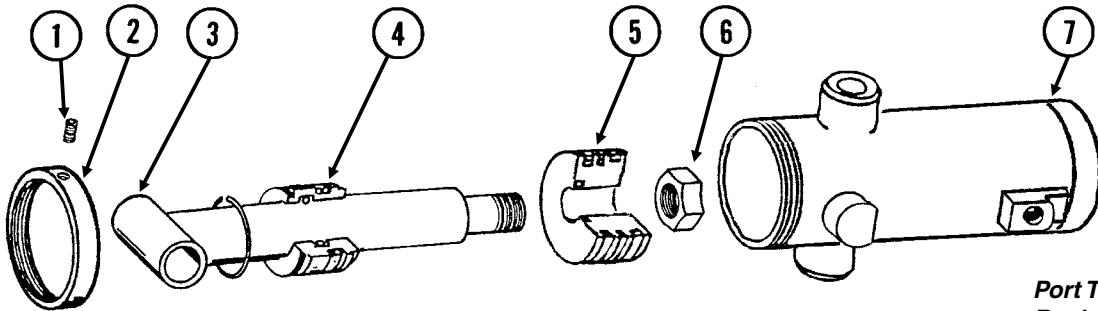


*Port Type
Rephasing*

ITEM	PART NO.	QTY	DESCRIPTION
1.	GA8320	1	Rod Assembly W/Grease Fitting
	G10640	-	Grease Fitting, 1/4"-28
2.	GD11995	1	Gland
3.	GD11994	1	Piston
4.	G10958	1	Lock Nut, 1"-14
5.	A8797	1	Barrel (Non-Stock Item)
A.	GA8909	-	Cylinder Complete, 4 1/4" x 6" (<i>Part Number Stamped On Barrel</i>)
B.	GR1523	-	Seal Kit, Includes: (1) Wiper, (2) O-Rings, (1) BU Ring, (1) U-Cup, (1) Seal, (2) Cast Iron Rings, (1) Expander

WING LIFT CYLINDER, 16 ROW

CYL031/CYL011(CYL41e)

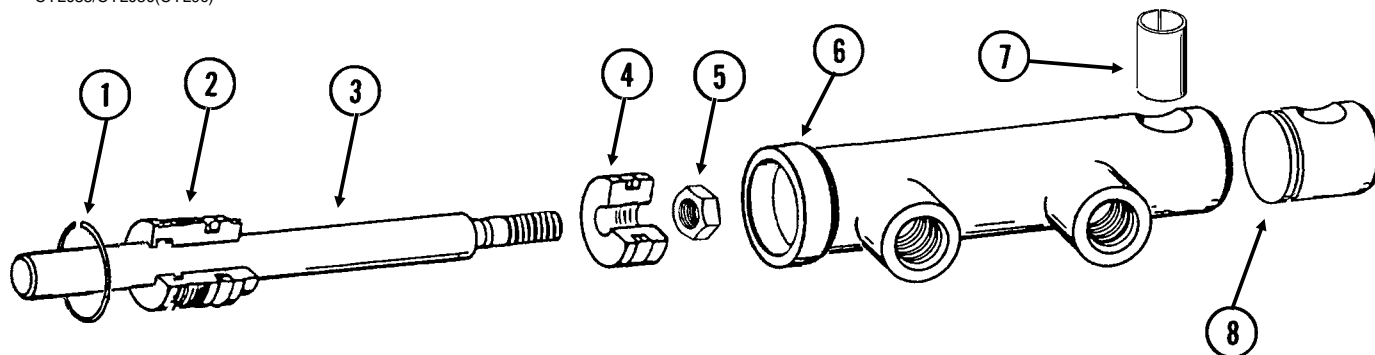


*Port Type
Rephasing*

ITEM	PART NO.	QTY.	DESCRIPTION
1.	G10907	1	Set Screw, 1/4"-20 x 1/4"
2.	GD11193	1	Cap
3.	GA8157	1	Rod Assembly W/Grease Fitting
	G10449	-	Grease Fitting, 3/16", Drive-In
4.	GD11194	1	Gland
5.	GD11253	1	Piston
6.	G10958	1	Lock Nut, 1"-14
7.	A8873	1	Barrel (Non-Stock Item)
A.	GA8874	-	Cylinder Complete, 3" x 6" (<i>Part Number Stamped On Barrel</i>)
B.	GR1417	-	Seal Kit, Includes: (2) O-Rings, (2) BU Rings, (1) Expander, (1) Wiper, (1) U-Cup, (1) Piston Seal, (2) Cast Iron Rings

TRANSPORT LATCH CYLINDER, ALL SIZES

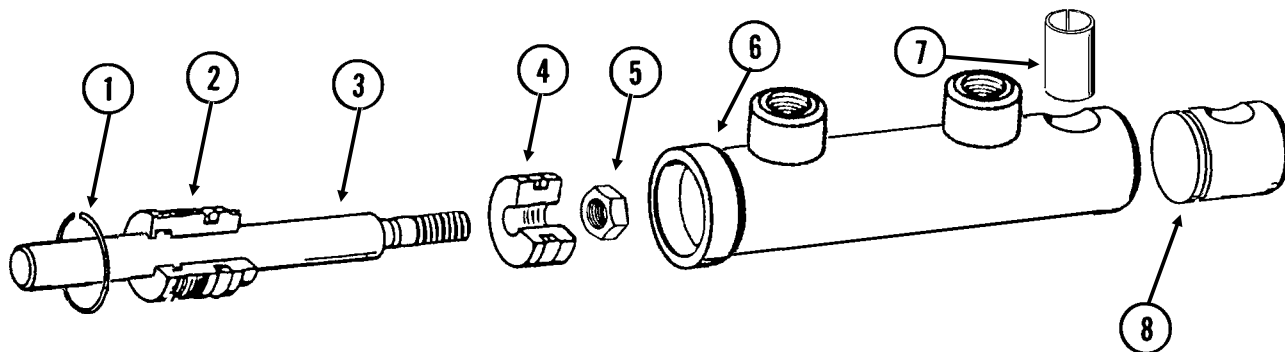
CYL035/CYL050(CYL9c)



ITEM	PART NO.	QTY.	DESCRIPTION
1.	G10770	1	Internal Retaining Ring, 1 11/16"
2.	GD13170	1	Gland
3.	GD13425	1	Rod
4.	GD13172	1	Piston
5.	G11016	1	Lock Nut, 1/2"-20
6.	D13426	1	Barrel (Non-Stock Item)
7.	GD13400	1	Tension Bushing, 1" x 2" Long
8.	GD13173	1	End Cap
A.	GA9559	-	Cylinder Complete, 1 1/2" x 2 1/2" <i>(Part Number Stamped On Barrel)</i>
B.	GR1598	-	Seal Kit, Includes: (3) O-Rings, (2) BU Rings, (1) Wiper, (1) T-Seal, (1) Bronze Bushing, (1) Seal, (1) U-Cup

TONGUE LOCK CYLINDER, ALL SIZES

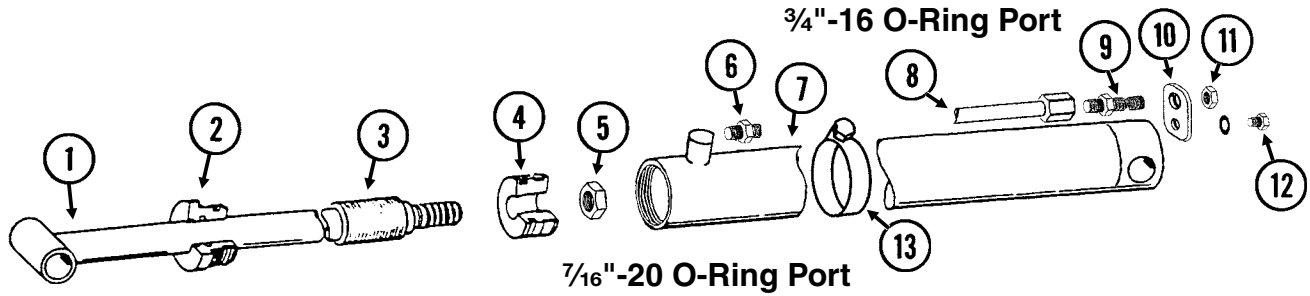
CYL035(CYL9d)



ITEM	PART NO.	QTY.	DESCRIPTION
1.	G10770	1	Internal Retaining Ring, 1 11/16"
2.	GD13170	1	Gland
3.	GD13171	1	Rod
4.	GD13172	1	Piston
5.	G11016	1	Lock Nut, 1/2"-20
6.	D13169	1	Barrel (Non-Stock Item)
7.	GD13400	1	Tension Bushing, 1" x 2" Long
8.	GD13173	1	End Cap
A.	GA9205	-	Cylinder Complete, 1 1/2" x 2 1/2" <i>(Part Number Stamped On Barrel)</i>
B.	GR1598	-	Seal Kit, Includes: (3) O-Rings, (2) BU Rings, (1) Wiper, (1) T-Seal, (1) Bronze Bushing, (1) Seal, (1) U-Cup

TONGUE CYLINDER, 12 ROW 30"

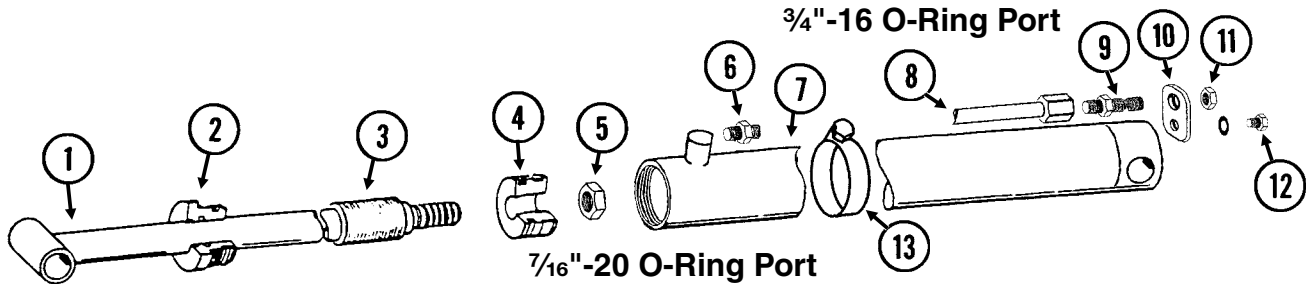
(CYL12f)



ITEM	PART NO.	QTY.	DESCRIPTION
1.	GA8893	1	Rod Assembly
2.	GD11984	1	Gland
3.	GD7147	1	Spacer
4.	GD11970	1	Piston
5.	G10972	1	Lock Nut, 1 1/4"-12
6.	G6400-08-04	1	Connector W/O-Ring, 3/4"-16 Male JIC To 7/16"-20 O-Ring
	GR1465	-	O-Ring
7.	GA8858	1	Barrel
8.	GA8978	1	Steel Hydraulic Line, 68 11/16"
9.	G2700-08	1	Bulkhead Tube Union, 3/4"-16 Male JIC
10.	GD12597	1	Bracket
11.	G306-08	1	Lock Nut, 3/4"-16
12.	G10328	1	Hex Head Cap Screw, 3/8"-16 x 5/8"
	G10229	1	Lock Washer, 3/8"
13.	G10990	1	Hose Clamp, No. 52
A.	GA8857	-	Cylinder Complete, 3" x 60" (Part Number Stamped On Barrel)
B.	GR1519	-	Seal Kit, Includes: (2) O-Rings, (1) BU Ring, (1) Wear Ring, (1) Wiper, (1) U-Cup, (1) T-Seal

TONGUE CYLINDER, 16 ROW 30"

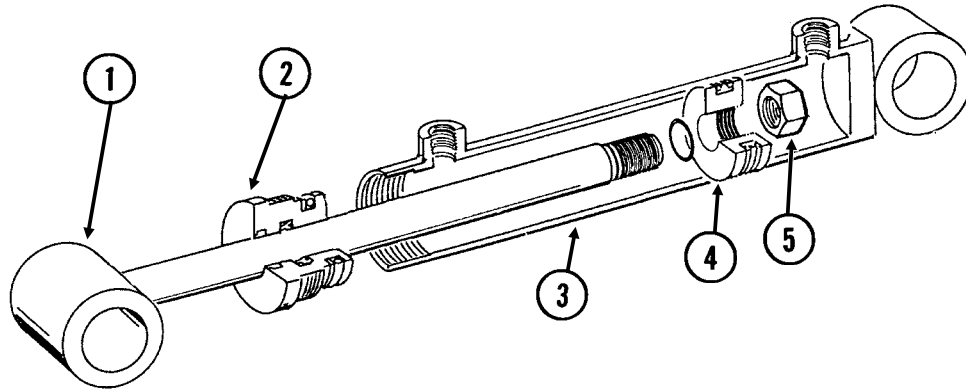
CYL036(CYL12f)



ITEM	PART NO.	QTY.	DESCRIPTION
1.	GA8859	1	Rod Assembly
2.	GD11984	1	Gland
3.	GD7147	1	Spacer
4.	GD11970	1	Piston
5.	G10972	1	Lock Nut, 1 1/4"-12
6.	G6400-08-04	1	Connector W/O-Ring, 3/4"-16 Male JIC To 7/16"-20 O-Ring
	GR1465	-	O-Ring
7.	GA8861	1	Barrel
8.	GA8979	1	Steel Hydraulic Line, 92 11/16"
9.	G2700-08	1	Bulkhead Tube Union, 3/4"-16 Male JIC
10.	GD12597	1	Bracket
11.	G306-08	1	Lock Nut, 3/4"-16
12.	G10328	1	Hex Head Cap Screw, 3/8"-16 x 5/8"
	G10229	1	Lock Washer, 3/8"
13.	G10990	1	Hose Clamp, No. 52
A.	GA8862	-	Cylinder Complete, 3" x 84" (<i>Part Number Stamped On Barrel</i>)
B.	GR1519	-	Seal Kit, Includes: (2) O-Rings, (1) BU Ring, (1) Wear Ring, (1) Wiper, (1) U-Cup, (1) T-Seal

WING LOCK CYLINDER, ALL SIZES

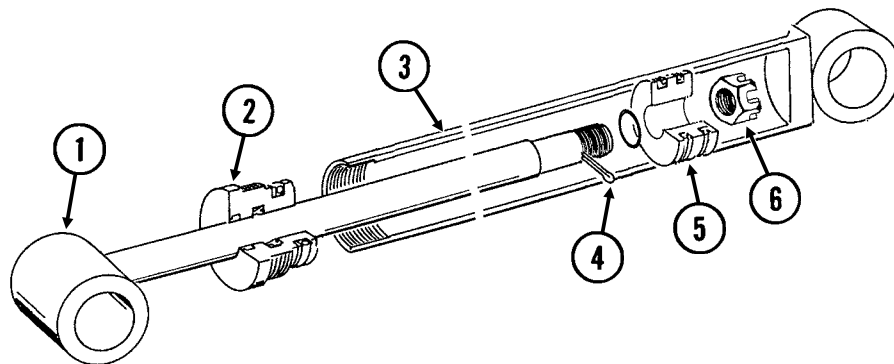
CYL032(CYL3f)



ITEM	PART NO.	QTY.	DESCRIPTION
1.	GA8898	1	Rod Assembly
2.	GD11985	1	Gland
3.	A8822	1	Barrel (Non-Stock Item)
4.	GD11986	1	Piston
5.	G10969	1	Lock Nut, 7/8"-14
A.	GA8899	-	Cylinder Complete, 2 1/2" x 20 1/16" <i>(Part Number Stamped On Barrel)</i>
B.	GR1522	-	Seal Kit, Includes: (1) T-Seal, (2) O-Rings, (1) BU Ring, (1) U-Cup, (1) Wiper

ROW MARKER (Cushion) CYLINDER, ALL SIZES

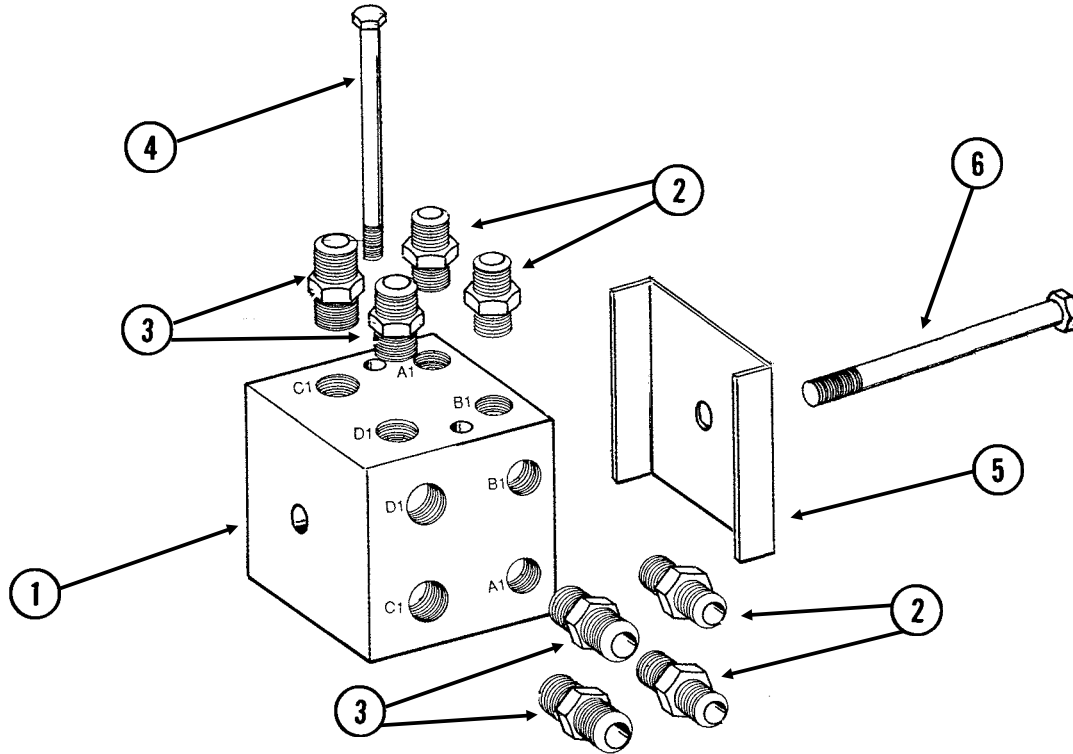
(CYL3d)



ITEM	PART NO.	QTY.	DESCRIPTION
1.	GA8871	1	Rod Assembly
2.	GD10207	1	Gland
3.	A7524	1	Barrel (Non-Stock Item)
4.	G10827	1	Cotter Pin, 1/8" x 1 3/4"
5.	GD11983	1	Piston
6.	G10962	1	Slotted Hex Nut, 7/8"-14
A.	GA8895	-	Cylinder Complete, 2 1/2" x 20 1/16" <i>(Part Number Stamped On Barrel)</i>
B.	GR1521	-	Seal Kit, Includes: (1) T-Seal, (2) O-Rings, (1) BU Ring, (1) Cast Iron Ring, (1) Wiper, (1) U-Cup

JUNCTION BLOCK - LOCATED ON R.H. SIDE OF CENTER PIVOT

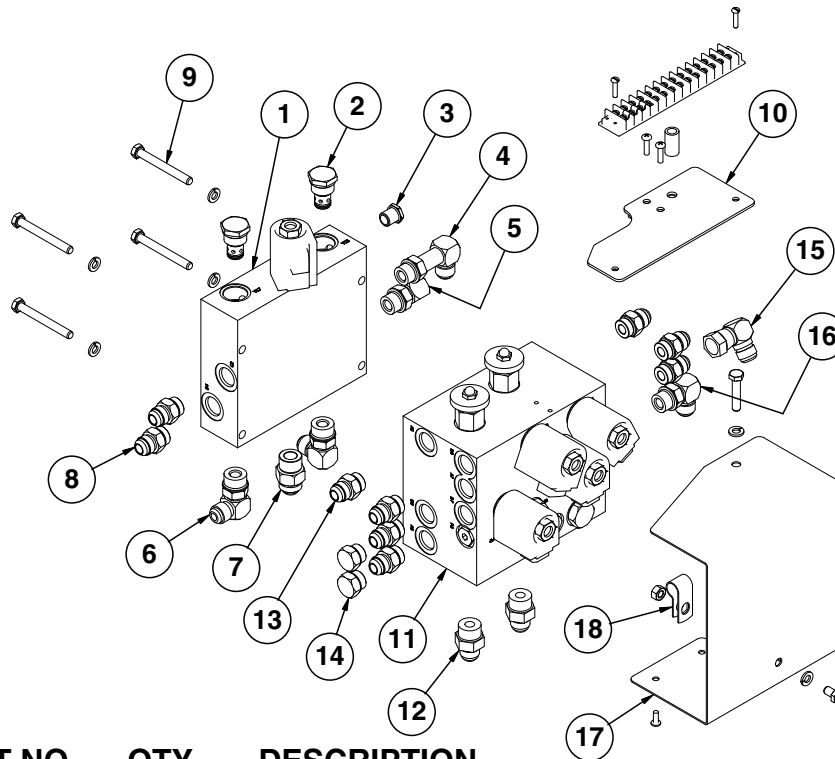
VVB036(TWL24k)



ITEM	PART NO.	QTY.	DESCRIPTION
1.	GD9971	1	Manifold Block
2.	G6400-08	4	Connector W/O-Ring, 3/4"-16 Male JIC To O-Ring
	GR1037	-	O-Ring
3.	G6400-10-08	4	Connector W/O-Ring, 7/8"-14 Male JIC To 3/4"-16 O-Ring
	GR1037	-	O-Ring
4.	G10172	2	Hex Head Cap Screw, 3/8"-16 x 5"
	G10229	2	Lock Washer, 3/8"
	G10101	2	Hex Nut, 3/8"-16
5.	GD0740	1	Hose Clamp, 3/4" x 4" x 3 1/2"
6.	G10871	1	Hex Head Cap Screw, 1/2"-13 x 6"
	G10228	1	Lock Washer, 1/2"
	G10102	1	Hex Nut, 1/2"-13

VALVE BLOCKS - LOCATED ON REAR CENTER FRAME

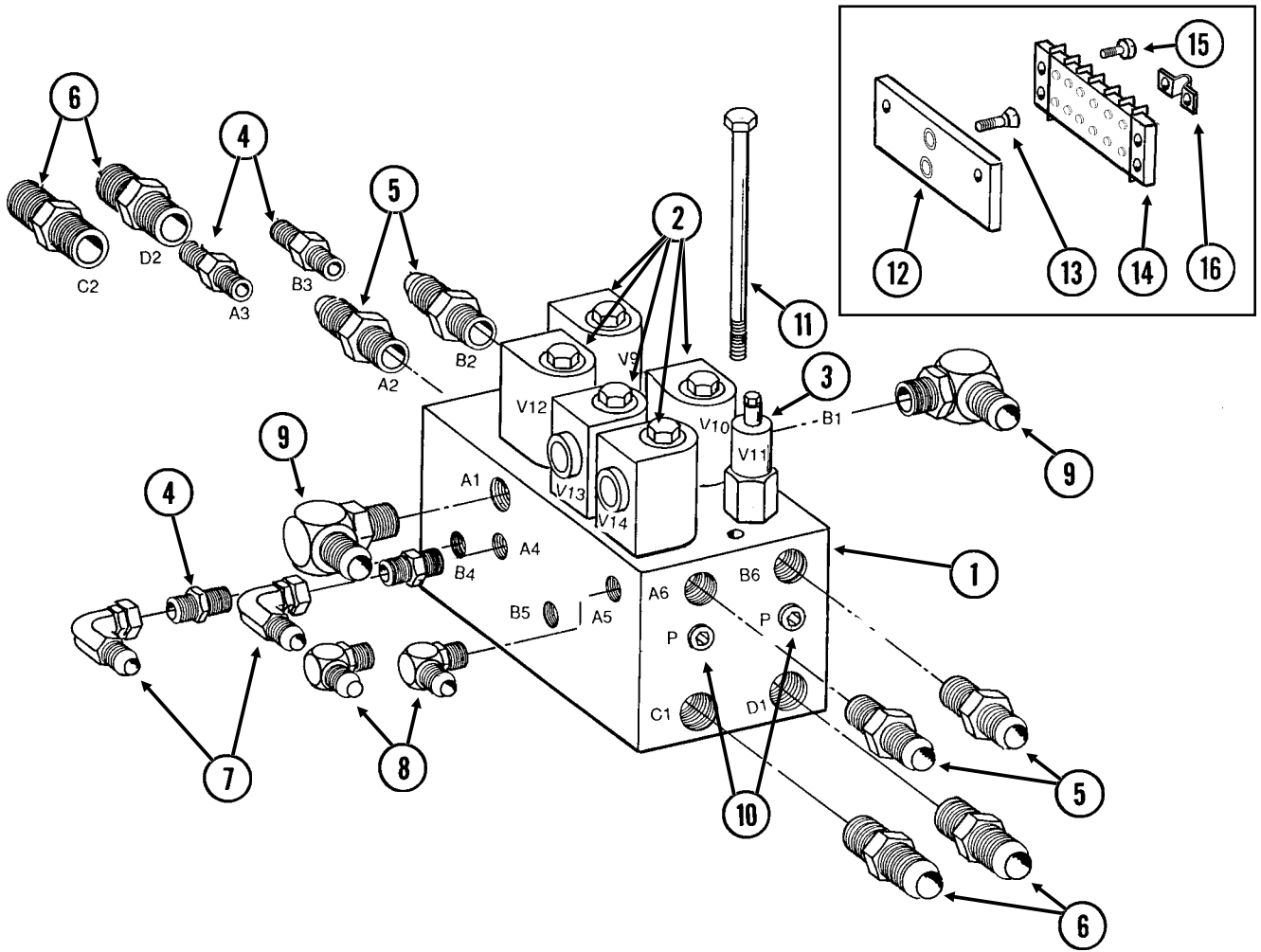
(IP1081)



ITEM	PART NO.	QTY.	DESCRIPTION
1.	GD9977	1	Block
	GR1445	1	Coil
	GR0763	1	Cartridge
	GR0761	1	Special Hex Nut, 1/2"-20
2.	GA4293	2	Check Valve
	G6408-H06-0	1	Hex Socket Head Plug W/O-Ring, 9/16"-18
3.	G6801-L-08	1	Long Elbow W/O-Ring, 90°, 3/4"-16 Male JIC To O-Ring
	G6801-08	1	Elbow W/O-Ring, 90°, 3/4"-16 Male JIC To O-Ring
4.	GR1037	-	O-Ring
	G6801-08-10	2	Elbow W/O-Ring, 90°, 3/4"-16 Male JIC To 7/8"-14 O-Ring
5.	GR1466	-	O-Ring
	G6400-10	1	Connector W/O-Ring, 7/8"-14 Male JIC To O-Ring
6.	GR1466	-	O-Ring
	G6400-08	2	Connector W/O-Ring, 3/4"-16 Male JIC To O-Ring
7.	GR1037	-	O-Ring
	G10583	4	Hex Head Cap Screw, 5/16"-18 x 2 3/4"
8.	G10232	4	Lock Washer, 5/16"
	GA9095	1	Terminal Strip Mount
9.	GD8066-02	1	Sleeve, 1" Long
	G11066	2	Phillips Pan Head Machine Screw, No. 10-24 x 3/4", Stainless Steel
10.	GA9097	1	Terminal Strip W/Screws, No. 6, 14 Terminal
	GR1635	-	Screw, No. 6-32 x 1/4"
11.	GD13310	3	Jumper, 7/16"
	G11067	2	Phillips Pan Head Machine Screw, No. 8-32 x 3/4", Stainless Steel
12.	GD9533	1	Block
	GA3413	2	Flow Control Valve
	GR1445	4	Coil
	GR0763	4	Cartridge
13.	GR0761	4	Special Hex Nut, 1/2"-20
	G6408-H06-0	5	Hex Socket Head Plug W/O-Ring, 9/16"-18
14.	G6408-10	2	Plug W/O-Ring, 7/8"-14 O-Ring
	GR1466	-	O-Ring
15.	G6400-08-10	2	Connector W/O-Ring, 3/4"-16 Male JIC To 7/8"-14 O-Ring
	G6400-08	7	Connector W/O-Ring, 3/4"-16 Male JIC To 7/8"-14 O-Ring
16.	GR1466	-	O-Ring
	G6408-08	4	Plug W/O-Ring, 3/4"-16 O-Ring
17.	GR1037	-	O-Ring
	G6500-08	1	Swivel Elbow, 90°, 3/4"-16 Male JIC To Female
18.	G6801-08	1	Elbow W/O-Ring, 90°, 3/4"-16 Male JIC To O-Ring
	GR1037	-	O-Ring
19.	GD13146	1	Cover
	G10133	1	Hex Head Cap Screw, 5/16"-18 x 1 1/2"
20.	G10232	2	Lock Washer, 5/16"
	G10977	2	Phillips Pan Head Machine Screw, No. 10-24 x 1/2", Stainless Steel
21.	G10054	1	Hex Head Cap Screw, 5/16"-18 x 1/2"
	GD13348	1	Insulated Clamp, 1 1/16"
22.	G10106	1	Hex Nut, 5/16"-18

VALVE BLOCK - LOCATED ON HITCH

VVB035(TWL26f)



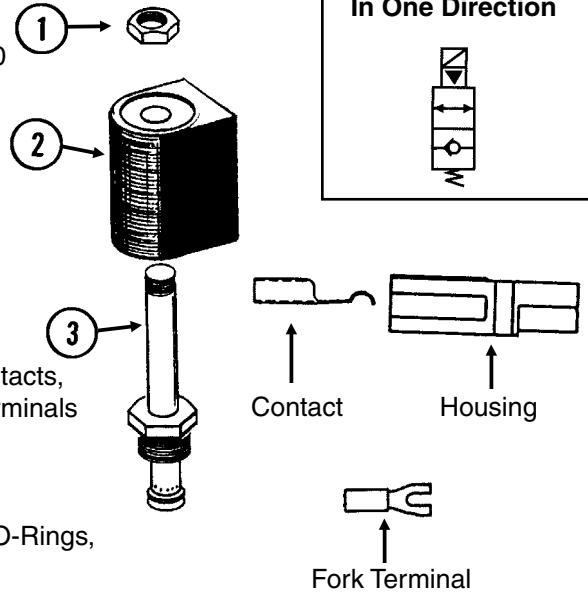
VALVE BLOCK - LOCATED ON HITCH

ITEM	PART NO.	QTY.	DESCRIPTION
1.	GD9905	1	Block
2.		-	See "Solenoid Valve", Page P98
3.		-	See "Pressure Relief Valve", Page P99
4.	G6400-06	4	Connector W/O-Ring, 9/16"-18 Male JIC To O-Ring
	GR1045	-	O-Ring
5.	G6400-08	4	Connector W/O-Ring, 3/4"-16 Male JIC To O-Ring
	GR1037	-	O-Ring
6.	G6400-10	4	Connector W/O-Ring, 7/8"-14 Male JIC To O-Ring
	GR1466	-	O-Ring
7.	G6500-06	2	Swivel Elbow, 90°, 9/16"-18 Male JIC To Female
8.	G6801-06	2	Elbow W/O-Ring, 90°, 9/16"-18 Male JIC To O-Ring
	GR1045	-	O-Ring
9.	G6801-08	2	Elbow W/O-Ring, 90°, 3/4"-16 Male JIC To O-Ring
	GR1037	-	O-Ring
10.	G6408-H06-O	2	Hex Socket Head Plug W/O-Ring, 9/16"-18 O-Ring
	GR1045	-	O-Ring
11.		-	See "Hose Take-Up", Pages P56 And P57
12.	GD12818	-	Terminal Strip Mount
13.	G11068	2	Phillips Flat Head Machine Screw, No. 10-24 x 5/8", Stainless Steel
14.	GA9098	-	Terminal Strip W/Screws, No. 6, 8 Terminal
	GR1635	-	Screw, No. 6-32 x 1/4"
15.	G11065	2	Phillips Pan Head Machine Screw, No. 8-32 x 5/8", Stainless Steel
16.		-	See "Electrical Components", Pages P104 And P105

SOLENOID VALVE

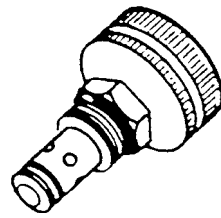
VVB019(TWL27c/TWL18/PLTR75c/A9481)

ITEM	PART NO.	QTY.	DESCRIPTION
1.	GR0761	1	Special Hex Nut, 1/2"-20
2.	G1K274	1	Coil Kit W/Contacts, Housings And Fork Terminals
	GD9529	2	Housing, Black
	GD9530	2	Contact
	G10996	2	Fork Terminal
3.	GR0763	1	Cartridge
A.	G1K275	-	Solenoid Valve Kit W/Solenoid Valve, Contacts, Housings And Fork Terminals
	GD9529	2	Housing, Black
	GD9530	2	Contact
	G10996	2	Fork Terminal
B.	GR0764	-	Seal Kit, Includes: (2) O-Rings, (1) BU Ring



FLOW CONTROL VALVE

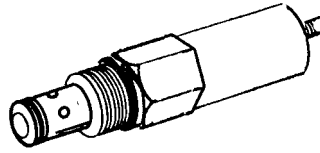
VVB020(TWL28)



ITEM	PART NO.	QTY.	DESCRIPTION
A.	GA3413	-	Flow Control Valve
B.	GR0764	-	Seal Kit, Includes: (2) O-Rings, (1) BU Ring

PRESSURE RELIEF VALVE

VVB020(TWL29)




ITEM	PART NO.	QTY.	DESCRIPTION
A.	GA3407	-	Pressure Relief Valve, 1000 PSI
B.	GR0764	-	Seal Kit, Includes: (2) O-Rings, (1) BU Ring

CHECK VALVE

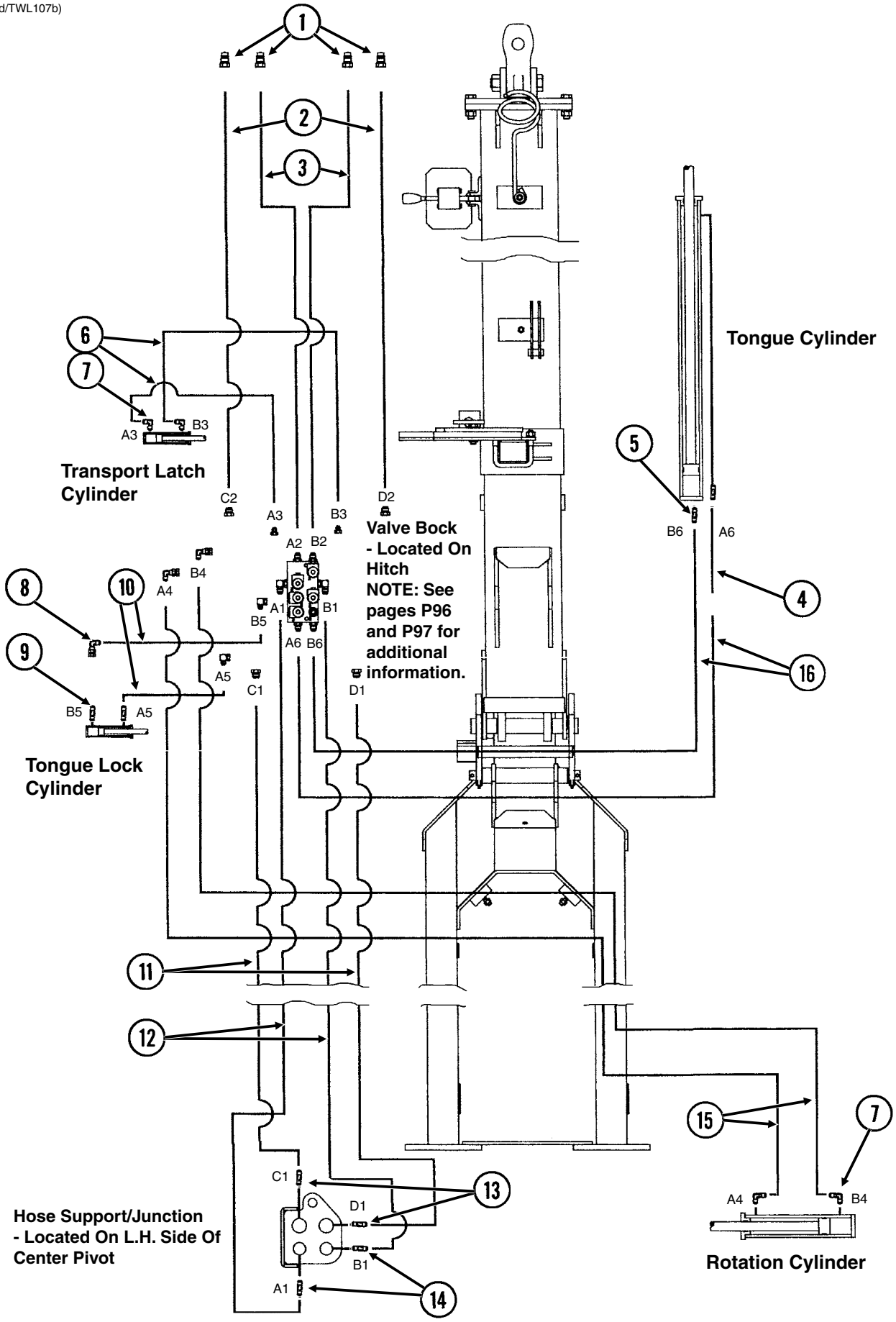
VVB020(TWL30)

ITEM	PART NO.	QTY.	DESCRIPTION
A.	GA4293	-	Check Valve
B.	GR0764	-	Seal Kit, Includes: (2) O-Rings, (1) BU Ring



HYDRAULIC HOSES AND FITTINGS ON HITCH

(TWL107d/TWL107b)



HYDRAULIC HOSES AND FITTINGS ON HITCH

ITEM	PART NO.	QTY.	DESCRIPTION
1.	GD4086	4	ISO Coupler
2.	*A1489	2	Hose Assembly, 1/2" x 191", 12 Row 30"
	*A1491	2	Hose Assembly, 1/2" x 246", 16 Row 30"
3.	*A3133	2	Hose Assembly, 3/8" x 191", 12 Row 30"
	*A3183	2	Hose Assembly, 3/8" x 246", 16 Row 30"
4.	*A3215	1	Hose Assembly, 3/8" x 72", 12 Row 30"
	*A3216	1	Hose Assembly, 3/8" x 96", 16 Row 30"
5.	G6400-08	1	Connector W/O-Ring, 3/4"-16 Male JIC To O-Ring
	GR1037	-	O-Ring
6.	*A1103	2	Hose Assembly, 1/4" x 110", 12 Row 30"
	*A1129	2	Hose Assembly, 1/4" x 168", 16 Row 30"
7.	G6801-06-08	4	Elbow W/O-Ring, 90°, 9/16"-18 Male JIC To 3/4"-16 O-Ring
	GR1037	-	O-Ring
8.	G6502-06	1	Swivel Elbow, 45°, 9/16"-18 Male JIC To Female
9.	G6400-06-08	2	Connector W/O-Ring, 9/16"-18 Male JIC To 3/4"-16 O-Ring
	GR1037	-	O-Ring
10.	*A1139	2	Hose Assembly, 1/4" x 40"
11.	*A1467	2	Hose Assembly, 1/2" x 120", 12 Row 30"
	*A1478	2	Hose Assembly, 1/2" x 128", 16 Row 30"
12.	*A1011	2	Hose Assembly, 3/8" x 125", 12 Row 30"
	*A1041	2	Hose Assembly, 3/8" x 130", 16 Row 30"
13.	G2700-10	2	Bulkhead Tube Union, 7/8"-14 Male JIC
14.	G2700-08	2	Bulkhead Tube Union, 3/4"-16 Male JIC
15.	*A1106	2	Hose Assembly, 1/4" x 130", 12 Row 30"
	*A1116	2	Hose Assembly, 1/4" x 136", 16 Row 30"
16.	*A3156	2	Hose Assembly, 3/8" x 68", 12 Row 30"
	*A3118	2	Hose Assembly, 3/8" x 80", 16 Row 30"

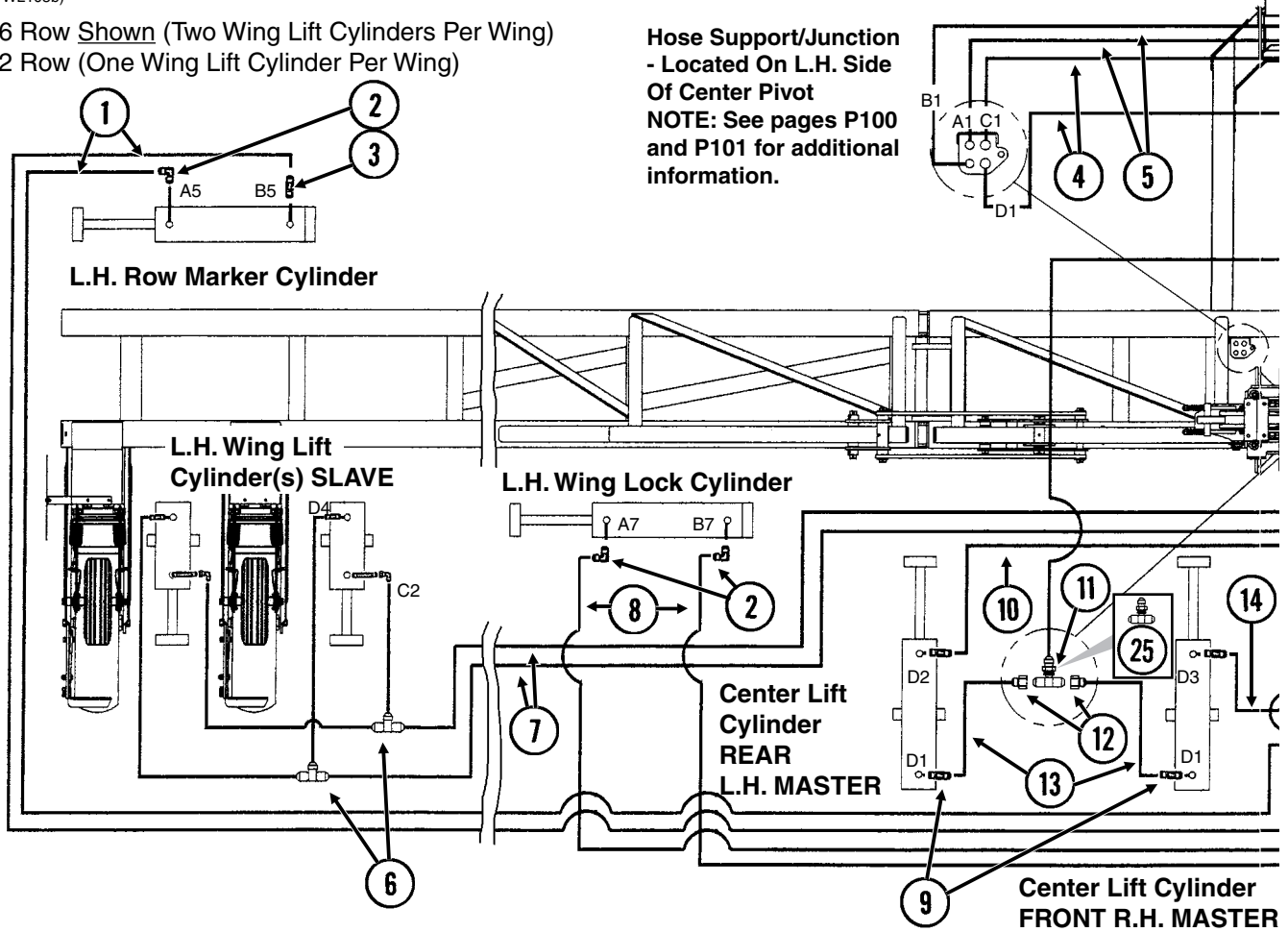
* Hydraulic hose is not stocked by KINZE® Repair Parts, but can be made available on a special order basis. Call for quote.

HYDRAULIC HOSES AND FITTINGS ON PLANTER FRAME

(TWL105b)

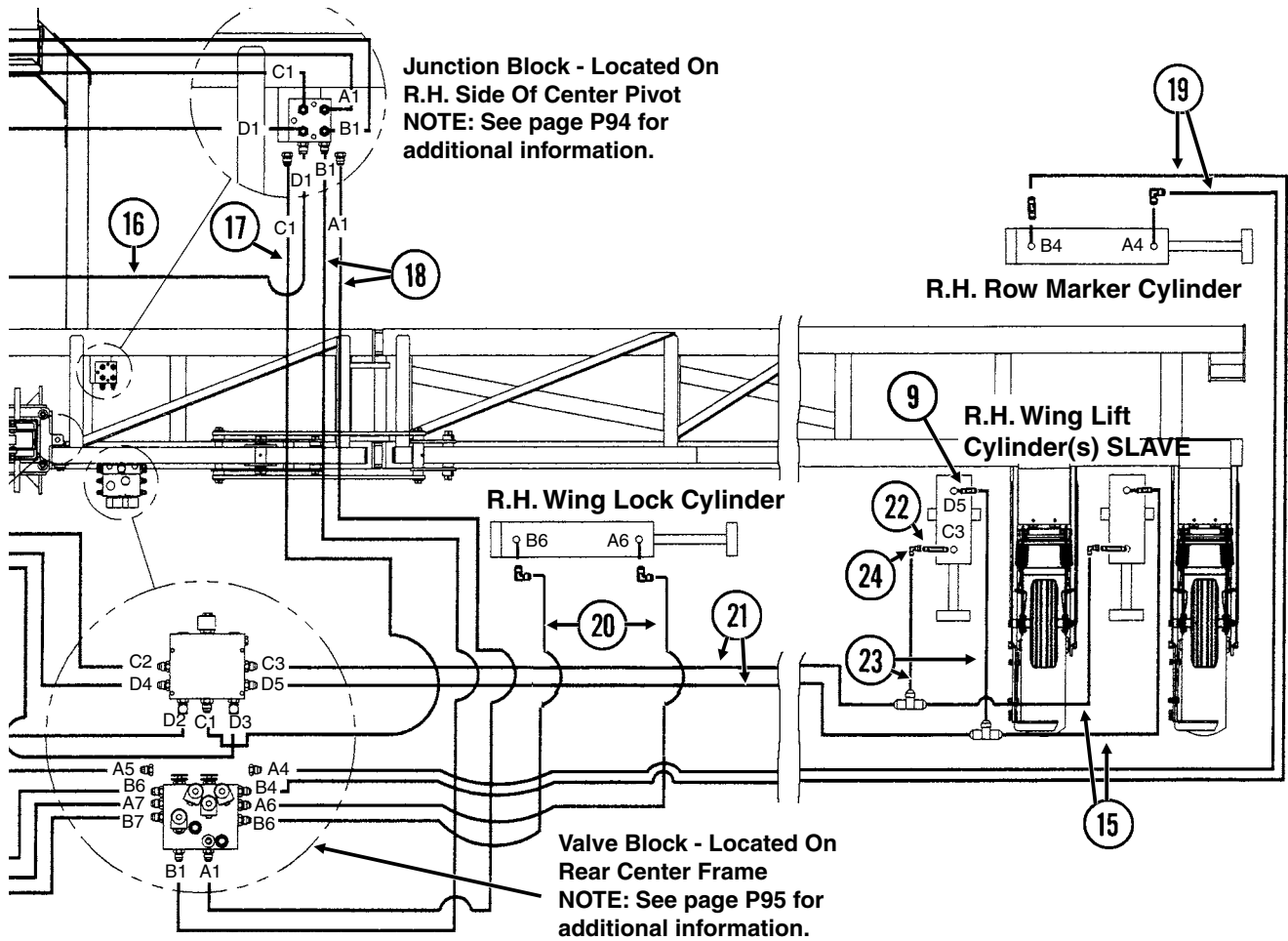
16 Row Shown (Two Wing Lift Cylinders Per Wing)
 12 Row (One Wing Lift Cylinder Per Wing)

Hose Support/Junction
 - Located On L.H. Side
 Of Center Pivot
NOTE: See pages P100
 and P101 for additional
 information.



ITEM	PART NO.	QTY.	DESCRIPTION
1.	*A1034	2	Hose Assembly, 3/8" x 272", 12 Row 30"
	*A3181	2	Hose Assembly, 3/8" x 332", 16 Row 30"
2.	G6801-08	6	Elbow W/O-Ring, 90°, 3/4"-16 Male JIC To O-Ring
	GR1037	-	O-Ring
3.	G6400-08-04	2	Connector W/O-Ring, 3/4"-16 Male JIC To 7/16"-20 O-Ring
	GR1465	-	O-Ring
4.	*A8267	2	Hose Assembly, 1/2" x 58", 12 Row 30" And 16 Row 30"
5.	*A3127	2	Hose Assembly, 3/8" x 58", 12 Row 30" And 16 Row 30"
6.	G2603-08	4	Tee, 3/4"-16 Male JIC, 16 Row 30"
7.	*A1033	2	Hose Assembly, 3/8" x 250", 12 Row 30"
	*A1034	2	Hose Assembly, 3/8" x 272", 16 Row 30"
8.	*A1055	2	Hose Assembly, 3/8" x 66"
9.	G6400-08	8	Connector W/O-Ring, 3/4"-16 Male JIC To O-Ring
	GR1037	-	O-Ring
10.	*A3131	1	Hose Assembly, 3/8" x 42"
11.	G2703-10	1	Bulkhead Tee, 7/8"-14 Male JIC
12.	G2406-10-08	2	Reducer, 7/8"-14 Female JIC To 3/4"-16 Male JIC
13.	*A1076	2	Hose Assembly, 3/8" x 30"

HYDRAULIC HOSES AND FITTINGS ON PLANTER FRAME

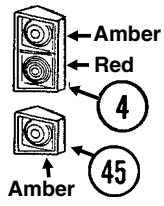
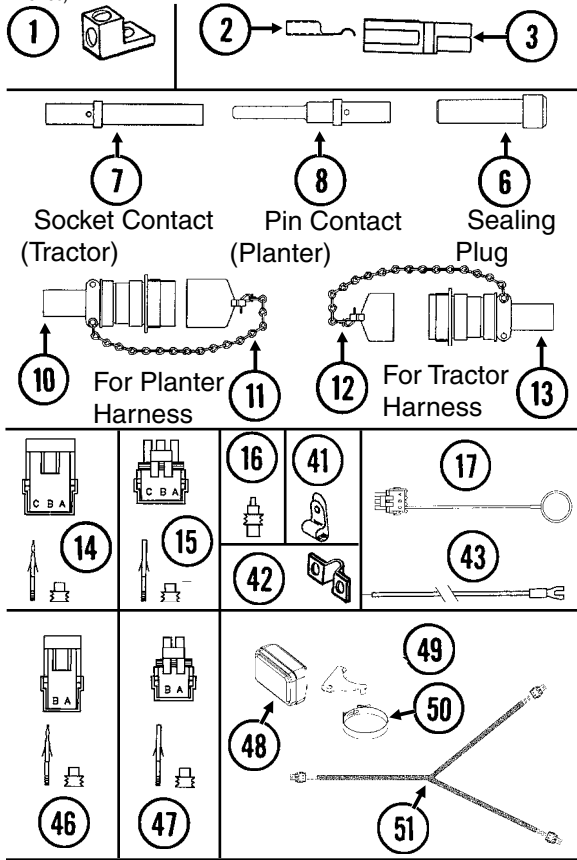


ITEM	PART NO.	QTY.	DESCRIPTION
14.	*A3128	1	Hose Assembly, $\frac{3}{8}$ " x 52"
15.	*A1018	4	Hose Assembly, $\frac{3}{8}$ " x 40", 16 Row 30"
16.	*A1404	1	Hose Assembly, $\frac{1}{2}$ " x 41"
17.	*A1424	1	Hose Assembly, $\frac{1}{2}$ " x 30"
18.	*A1076	2	Hose Assembly, $\frac{3}{8}$ " x 30"
19.	*A3163	2	Hose Assembly, $\frac{3}{8}$ " x 225", 12 Row 30"
	*A1097	2	Hose Assembly, $\frac{3}{8}$ " x 288", 16 Row 30"
20.	*A1076	2	Hose Assembly, $\frac{3}{8}$ " x 30"
21.	*A1028	2	Hose Assembly, $\frac{3}{8}$ " x 186", 12 Row 30"
	*A1057	2	Hose Assembly, $\frac{3}{8}$ " x 216", 16 Row 30"
22.	G6400-L-08	-	Long Connector W/O-Ring, $\frac{3}{4}$ "-16 Male JIC To O-Ring
	GR1037	-	O-Ring
23.	*A3122	4	Hose Assembly, $\frac{3}{8}$ " x 10 $\frac{1}{2}$ ", 16 Row 30"
24.	G6500-08	-	Swivel Elbow, 90°, $\frac{3}{4}$ "-16 Male JIC To Female
25.	G2703-08-08-10	-	Bulkhead Tee $\frac{7}{8}$ "-14 Male JIC To $\frac{3}{4}$ "-16 JIC

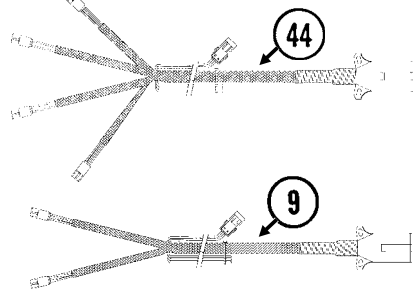
* Hydraulic hose is not stocked by KINZE® Repair Parts, but can be made available on a special order basis. Call for quote.

ELECTRICAL COMPONENTS

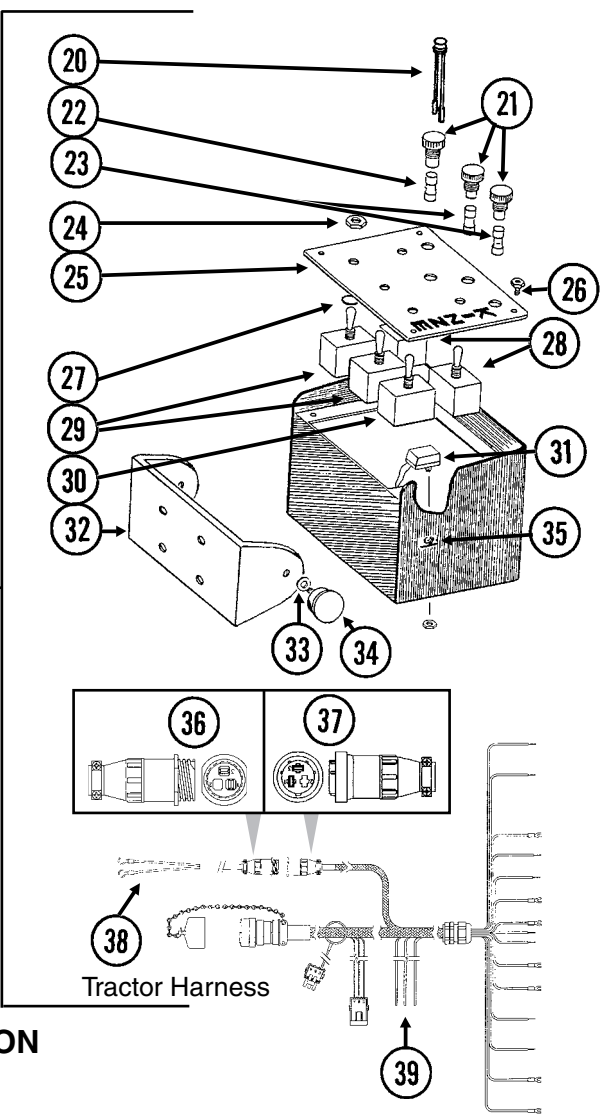
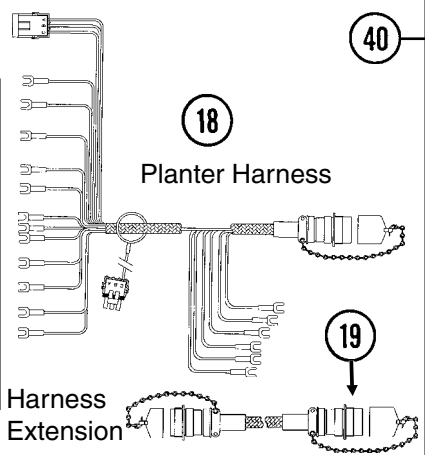
(TWL19a/TWL18/ELC14/ELC3a/ELC5c/MTR27a/ELC39/TWL26e/ELC8/A9481/ELC12b/MTR27/A9689b/A10924ELC4/FF27b/FF27c/ELC38/A9201a/A9202a/TWL20g/ELC34/ELC35/ELC10c)



See "Wing Frame", pages P60 and P61 for light brackets.



See "Digital Vacuum Gauge, Analog Vacuum Gauge And Vacuum Fan Assembly", pages P40 and P41 for vacuum gauge electrical components.



ITEM	PART NO.	QTY.	DESCRIPTION
1.	GA3584	-	Ground Clamp
2.	GD9530	-	Contact
3.	GD9529	-	Housing, Black
	GD12726	-	Housing, Red
4.	GA6699	1	Double Light Assembly (Shown)
	GA6700	1	Double Light Assembly
	GR1203	-	Red Lens
	GR1204	-	Amber Lens
	GR1205	-	Cover
	GR1206	-	Rubber Grommet (4)
	GR1207	-	Lamp Unit
	GR1208	-	Bulb
5.	GA9096	-	Harness Extension, 42"
6.	GD8739	-	Sealing Plug, No. 12
7.	GD8740	-	Socket Contact, No. 14
8.	GD8741	-	Pin Contact, No. 14

ELECTRICAL COMPONENTS

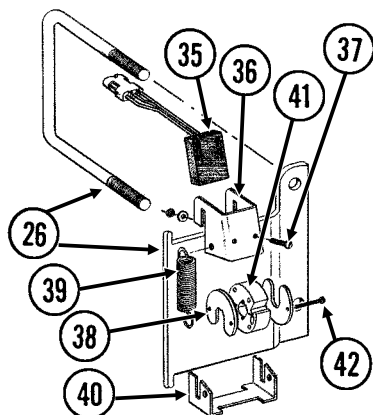
ITEM	PART NO.	QTY.	DESCRIPTION
9.	GA9202	-	Wiring Harness W/7 Terminal Female Connector, 786" (2 Light Connections), 12 Row 30"
	GA9204	-	Wiring Harness W/7 Terminal Female Connector, 882" (2 Light Connections), 16 Row 30"
	GA5385	-	7 Terminal Female Connector
10.	GA6109	1	Connector W/Cable Clamp, 23 Pin Capacity
11.	GA7862	-	Dust Cap W/Chain
12.	GA7863	-	Dust Cap W/Chain
13.	GA6108	1	Connector W/Cable Clamp, 23 Socket Capacity
14.	G1K248	-	3-Pin Female Connector Kit (Black), Includes: (3) 3-Pin Female Housings, (9) Pin Contacts, (9) Seals
15.	G1K252	-	3-Pin Male Connector Kit (Black), Includes: (3) 3-Pin Male Housings, (9) Socket Contacts, (9) Seals
16.	GD11089	-	Sealing Plug
17.	GA8047	-	Dust Plug (Black)
18.	GA9112	1	Wiring Harness W/Dust Cap, 516", 12 Row 30"
	GA9113	-	Wiring Harness W/Dust Cap, 612", 16 Row 30"
19.	GA7399	-	Harness Extension W/Dust Caps, 180"
20.	GA7077	1-4	Indicator Light
21.	GA2612	3-5	Fuse Holder W/Spade, 1 ³³ / ₅₀ "
22.	GD2829	1-2	Fuse, 15 Amp, Type AGC
23.	GD10243	2-6	Fuse, MDL 10 Amp Delay Action
24.	GR1363	5	Hex Face Nut, ¹⁵ / ₃₂ "-32
	GR1364	5	Internal Tooth Lock Washer, ¹⁵ / ₃₂ "
25.	GA8734	1	Cover Plate (Shown)
	GA8735	-	Cover Plate, Planters Equipped With Two-Speed Point Row Clutch
26.	GR1292	4	Pan Head Screw, No. 8-32 x ¹ / ₂ "
27.	GD3860	-	O-Ring (If Applicable)
28.	GA2528	2	Switch, 3 Position Toggle, On-Off-On
29.	GA6978	2	Switch, 3 Position Toggle, Momentary On-Off-Momentary On
30.	GA6977	1-2	Switch, 2 Position Toggle, On-Off
31.	GA8731	1	Switch, Push Button W/Transformer
32.	GD9896	1	Mounting Bracket
33.	G10211	4	Washer, ¹ / ₄ " SAE
34.	GA6975	2	Knob
35.	GR1290	2	Cage Nut, ¹ / ₄ "-20
36.	G1K267	-	Console Cable Connector Kit, Includes: (1) 3-Pin Connector, (1) Cable Clamp, (3) Male Terminal Pins
37.	G1K268	-	Console Cable Connector Kit, Includes: (1) 3-Pin Connector, (1) Cable Clamp, (1) Lock Ring, (3) Female Terminal Pins
38.	GA7856	1	Power Lead Adapter
39.	GA8729	1	Wiring Harness W/Dust Cap And Power Cable
40.	G7633X	-	Backlit Control Console Assembly W/Mounting Brackets, Short Harness W/Dust Cap And Power Cable
	G7639X	-	Backlit Control Console Assembly W/Mounting Brackets, Short Harness W/Dust Cap And Power Cable (Planters Equipped With Two-Speed Point Row Clutch)
41.	GD6291	-	Insulated Clamp, ³ / ₈ "
	GD13348	-	Insulated Clamp, ¹¹ / ₁₆ "
42.	GD13310	-	Jumper, ⁷ / ₁₆ "
43.	GA9481	-	Jumper Wire W/Fork Terminal, 13"
	G10996	-	Fork Terminal
44.	GA9201	1	Wiring Harness W/7 Terminal Female Connector, 714" (4 Light Connections), 8 Row 36"/38"
	GA9203	-	Wiring Harness W/7 Terminal Female Connector, 870" (4 Light Connections), 12 Row 36"/38"
	GA5385	-	7 Terminal Female Connector
45.	GA6701	1	Single Amber Light Assembly
	GR1204	-	Amber Lens
	GR1206	-	Rubber Grommet (2)
	GR1207	-	Lamp Unit
	GR1208	-	Bulb
46.	G1K321	-	2-Pin Female Connector Kit (Black), Includes: (3) 2-Pin Female Housings, (6) Pin Contacts, (6) Seals
47.	G1K320	-	2-Pin Male Connector Kit (Black), Includes: (3) 2-Pin Male Housings, (6) Socket Contacts, (6) Seals
48.	GA9689	2	Work Light Assembly
49.	GD16046	2	Bracket, 4 ¹ / ₄ " x 4"
50.	G11159	1-2	T-Bolt Clamp, 3 ¹ / ₂ ", Stainless Steel
51.	GA10924	1	Wiring Harness, 348"

NOTE: See "Point Row Clutch" or "Two-Speed Point Row Clutch" for R.H. and L.H. Wiring Harness for the point row clutches. See "KPM III Electronic Seed Monitor" for those components.

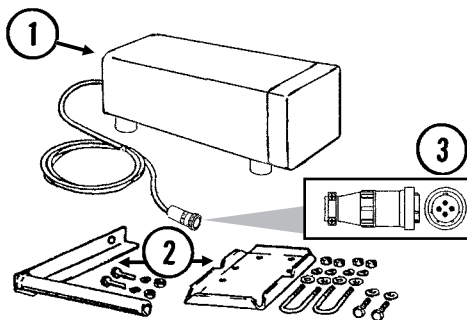
KPM III ELECTRONIC SEED MONITOR

(MTR59)

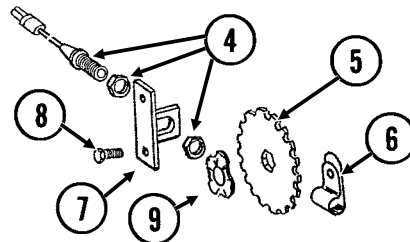
Shaft Rotation Sensor



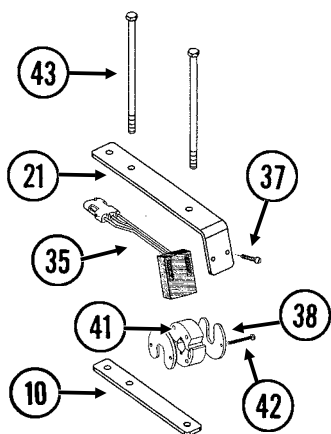
Radar Distance Sensor



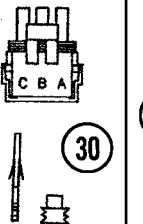
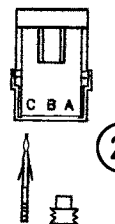
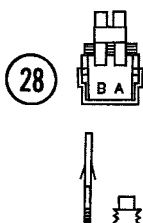
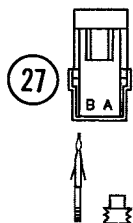

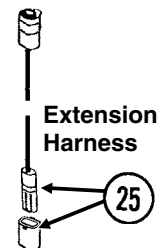
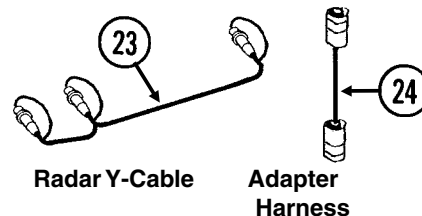
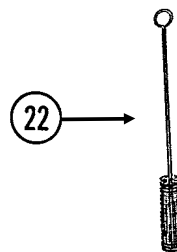
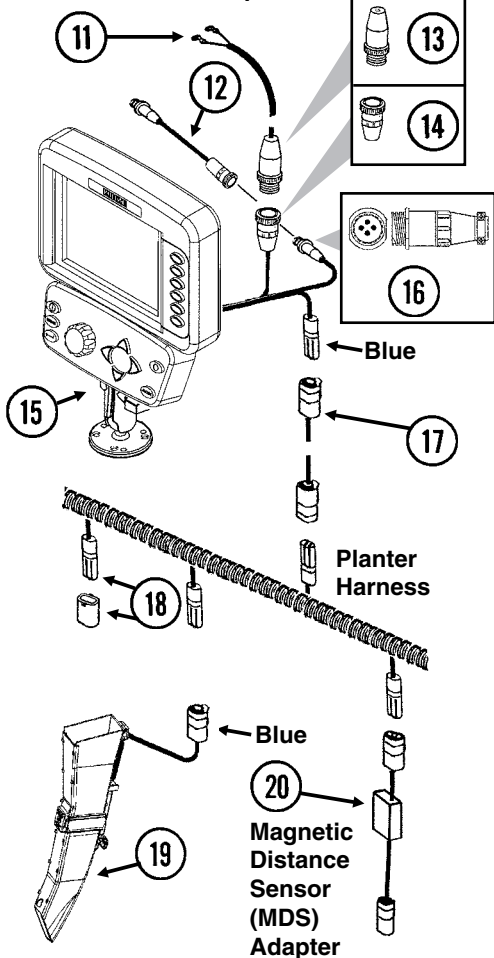
Magnetic Distance Sensor (MDS)



Shaft Rotation Sensor



Power Lead Adapter



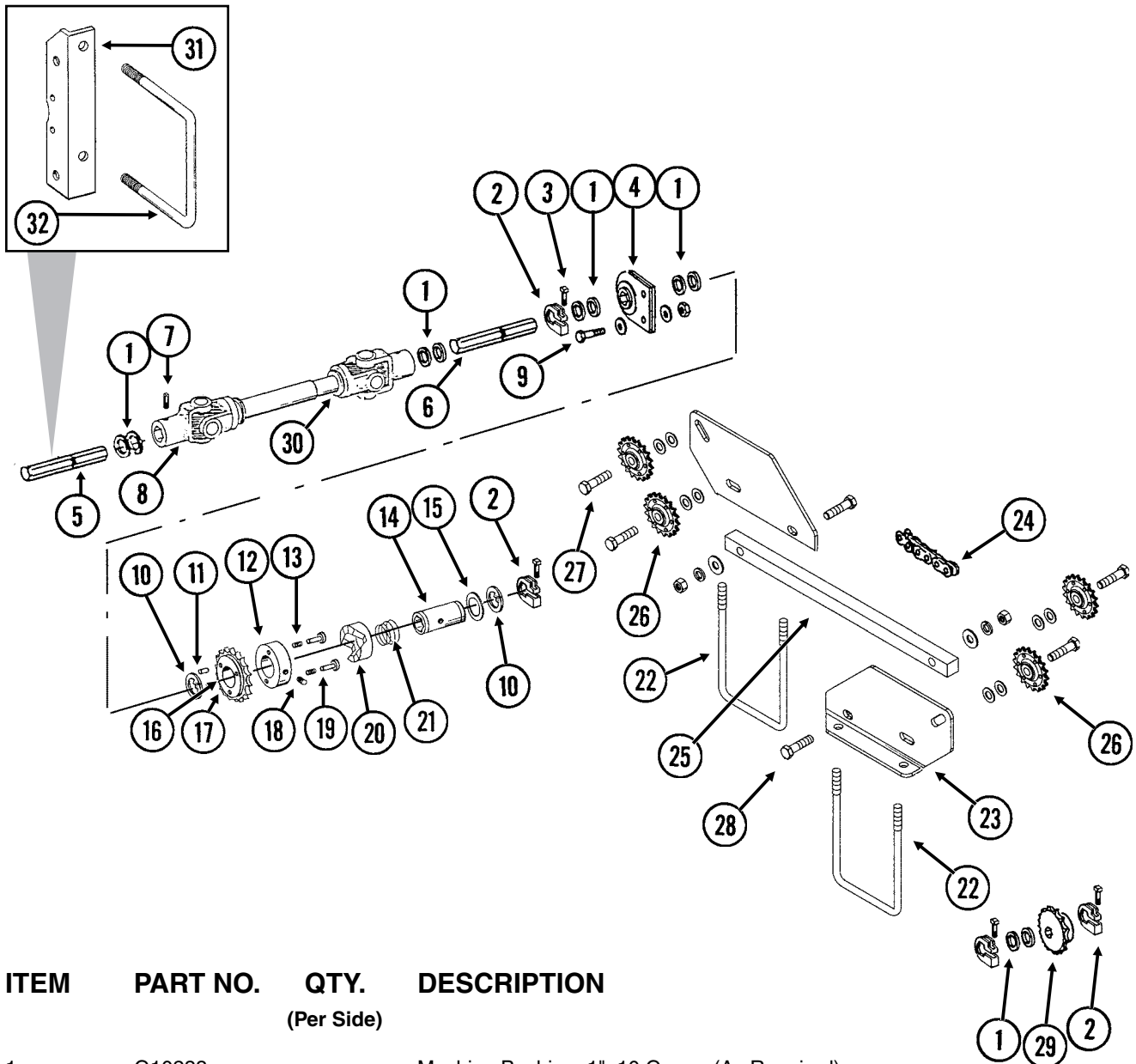
ITEM	PART NO.	QTY.	DESCRIPTION
1.	GA7858	-	Radar Distance Sensor W/20' Cable
2.	GA8026	-	Radar Sensor Pipe/Mounting Bracket Package
3.	G1K323	-	4-Pin Connector Kit W/Female Housing, Includes: (4) Pins, (1) Cable Clamp
4.	GA5600	1	Magnetic Distance Sensor
5.	GD8751	-	Magnetic Distance Sensor Pulse Wheel
6.	GD6291	-	Insulated Clamp, 3/8"
7.	GD8770	1	Bracket
8.	G10001	2	Hex Head Cap Screw, 3/8"-16 x 1"
	G10229	2	Lock Washer, 3/8"
	G10101	2	Hex Nut, 3/8"-16
9.	GD8771	1	Spring Wave Washer

KPM III ELECTRONIC SEED MONITOR

ITEM	PART NO.	QTY.	DESCRIPTION
10.	GD18168	2	Mount
11.	GA7856	1	Power Lead Adapter
12.	GA9144	-	Monitor/Radar Adapter Cable, 10"
13.	G1K267	-	Console Cable Connector Kit, Includes: (1) Cable Clamp, (1) 3-Pin Connector, (3) Male Terminal Pins
14.	G1K268	-	Console Cable Connector Kit, Includes: (1) Cable Clamp, (1) 3-Pin Connector, (1) Lock Ring, (3) Female Terminal Pins
15.	GA11039	-	KPM III Backlit Console W/Brush (Item 22), Dust Plug (Item 33), Mounting Bracket Assembly, Console Mounting Bracket Hardware And Power Harness
	GA12403	-	Mounting Bracket Assembly, Includes: (2) Mounting Brackets, (2) Connector Halves, (1) Compression Spring, (1) Tension Knob, (1) 1/4"-20 x 1 3/4" Hex Head Cap Screw, (1) 1/4" Plastic Washer, (1) 1/4" Steel Washer
	GR1762	-	Console Mounting Bracket Hardware Package, Includes: (3) No. 10-32 x 5/8" Hex Socket Pan Head Screws, (3) No. 10 Lock Washers
	GR1764	-	Power Harness
16.	G1K322	-	4-Pin Connector Kit W/Male Housing, Includes: (4) Female Socket Contacts And (1) Cable Clamp
17.		-	See Tractor/Planter Wiring Harness, Items 18 And 39 On Pages P104 And P105
18.	GA8022	-	Planter Harness W/Dust Caps, 6 Row (9 Connectors)
	GA7850	-	Planter Harness W/Dust Caps, 8 Row (12 Connectors)
	GA7851	-	Planter Harness W/Dust Caps, 12 Row (16 Connectors)
	GA7852	-	Planter Harness W/Dust Caps, 16 Row (20 Connectors)
	GD11993	-	Dust Cap
19.	GA12650	-	Seed Tube W/Computerized Sensor, EdgeVac®
	GR1737	-	Sensor Only, EdgeVac®
	GA12636	-	Seed Tube (With Holes For Sensor Installation), EdgeVac®
20.	GA7859	1	Magnetic Distance Sensor Adapter (Analog To Digital)
21.	GD18118	2	Shaft Sensor Mount
22.	GR0594	-	Brush
23.	GR0586	1	Radar Y-Cable (Used To Connect Radar Distance Sensor For Multiple Functions)
24.	GA7857	-	Adapter Harness, 1'
25.	GA7854	-	Extension Harness W/Dust Cap, 15'
	GA7855	-	Extension Harness W/Dust Cap, 30'
	GD11993	-	Dust Cap
26.	G1K364	-	Rotation Sensor Mount Kit, Includes: (2) Mounts, (2) GD11721 5" x 7" U-Bolts, (4) G10228 Lock Washers, (4) G10102 Hex Nuts, (1) Instruction
27.	G1K321	-	2-Pin Female Connector Kit (Black), Includes: (3) 2-Pin Female Housings, (6) Pin Contacts, (6) Seals
28.	G1K320	-	2-Pin Male Connector Kit (Black), Includes: (3) 2-Pin Male Housings, (6) Socket Contacts, (6) Seals
29.	G1K248	-	3-Pin Female Connector Kit (Black), Includes: (3) 3-Pin Female Housings, (9) Pin Contacts, (9) Seals
	G1K362	-	3-Pin Female Connector Kit (Blue), Includes: (3) 3-Pin Female Housings, (9) Pin Contacts, (9) Seals
30.	G1K252	-	3-Pin Male Connector Kit (Black), Includes: (3) 3-Pin Male Housings, (9) Socket Contacts, (9) Seals
	G1K363	-	3-Pin Male Connector Kit (Blue), Includes: (3) 3-Pin Male Housings, (9) Socket Contacts, (9) Seals
31.	GD11089	-	Sealing Plug
32.	G1K249	-	Acre Counter Switch Kit
33.	GA8046	-	Dust Plug (Black)
	GA9978	-	Dust Plug (Blue)
34.	GA8047	-	Dust Plug (Black)
	GA9979	-	Dust Plug (Blue)
35.	GR1415	1	Rotation Sensor
36.	GD11169	1	Mount
37.	G10757	2	Pan Head Screw, No. 10-32 x 1 1/2"
	G10243	2	Washer, No. 10 SAE
	G10758	2	Hex Nut, No. 10-32
38.	GD11474	2	Cover
39.	GD5857	2	Spring
40.	GD11170	1	Spring Mount
41.	GR1414	1	Actuator
42.	G10927	2	Pan Head Machine Screw, No. 8-32 x 1 1/4", Stainless Steel
	G10931	2	Lock Washer, No. 8, Internal/External, Stainless Steel
	G10928	2	Hex Nut, No. 8-32, Stainless Steel
43.	G10686	4	Hex Head Cap Screw, 3/8"-16 x 8"
	G10229	4	Lock Washer, 3/8"
	G10101	4	Hex Nut, 3/8"-16
A.	GA6147	-	Magnetic Distance Sensor And Mounting Package (Items 4-9)

PUSH ROW UNIT DRIVE

(TWL316)



ITEM	PART NO.	QTY.	DESCRIPTION
		(Per Side)	
1.	G10233	-	Machine Bushing, 1", 10 Gauge (As Required)
2.	GD11045	-	Lock Clamp
3.	G10130	-	Square Head Machine Bolt, 5/16"-18 x 1 3/4"
	G10923	-	Flange Nut, 5/16"-18, No Serration
4.	GA2180	-	Hanger Bearing, 7/8" Hex Bore
5.	GD0914-35	1	Hex Shaft, 7/8" x 35" (No Holes), Inner R.H. Side, 12 Row 30"
	GD0914-76	1	Hex Shaft, 7/8" x 76" (No Holes), Inner L.H. Side, 12 Row 30"
	GD0914-48	-	Hex Shaft, 7/8" x 48" (No Holes), Inner R.H. Side, 16 Row 30"
	GD0914-72	-	Hex Shaft, 7/8" x 72" (No Holes), Inner L.H. Side, 16 Row 30"
6.	GD0914-90	1	Hex Shaft, 7/8" x 90" (No Holes), Outer R.H. Side, 12 Row 30"
	GD0914-107	1	Hex Shaft, 7/8" x 107" (No Holes), Outer L.H. Side, 12 Row 30"
	GD0914-128	-	Hex Shaft, 7/8" x 128" (No Holes), Outer R.H. Side, 16 Row 30"
	GD0914-166.75	-	Hex Shaft, 7/8" x 166 3/4" (No Holes), Outer L.H. Side, 16 Row 30"
7.	G10688	-	Square Head Set Screw, 3/8"-16 x 5/8"
8.	GA7052	-	U-Joint W/Grease Fitting, Female, 10 1/4" Long
	GR1557	-	Grease Fitting, 45°, Metric
	GR1297	-	Inboard Yoke And Outer Profile
	GR1294	-	Cross And Bearing Kit
	GR1293	-	Yoke, 7/8" Hex

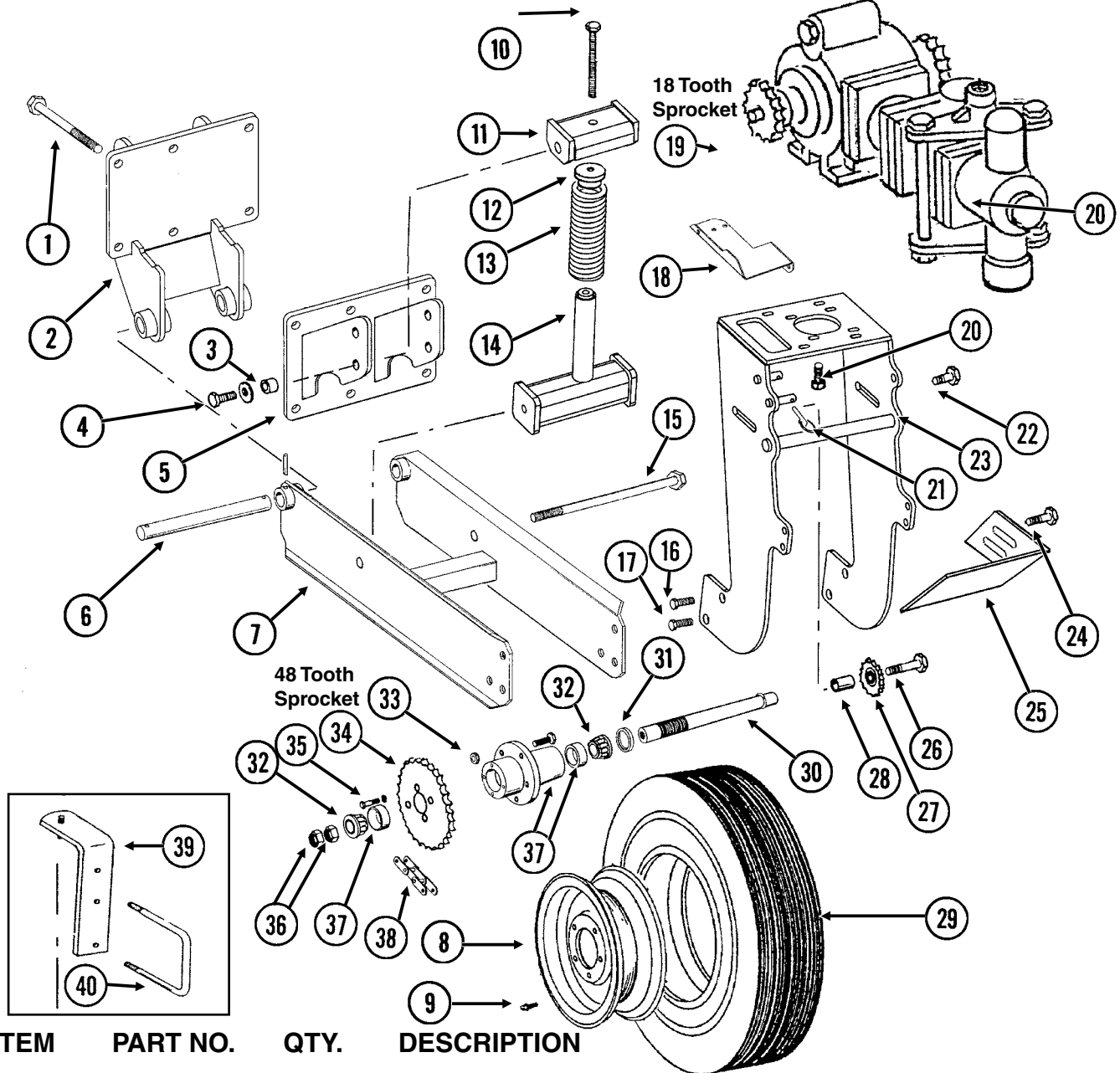
PUSH ROW UNIT DRIVE

ITEM	PART NO.	QTY. (Per Side)	DESCRIPTION
9.	G10004	-	Hex Head Cap Screw, 3/8"-16 x 1 1/4"
	G10210	-	Washer, 3/8" USS
	G10229	-	Lock Washer, 3/8"
	G10101	-	Hex Nut, 3/8"-16
10.	G10496	2	External Inverted Snap Ring, 1 1/2"
11.	G10968	1	Spring Pin, 5/32" x 7/16"
12.	GR1405	1	Lock Collar
13.	GR1413	1	Spring
14.	GR1407	1	Drive Shaft
15.	GR1411	1	Shim
16.	GR1406	1	Bushing
17.	GR1412	1	Sprocket, 19 Tooth
18.	G10535	1	Hex Socket Set Screw, 3/8"-16 x 3/4"
19.	GR1410	1	Pin
20.	GR1409	1	Knurled Collar
21.	GR1408	1	Compression Spring
22.	GD8306	2	U-Bolt, 7" x 5" x 1/2"-13
	G10228	4	Lock Washer, 1/2"
	G10102	4	Hex Nut, 1/2"-13
23.	GD18094	2	Plate (Shown)
	GD18066	-	Plate
24.	G3310-226	1	Chain, No. 40, 226 Pitch Including Connector Link
	GR0912	-	Connector Link, No. 40
25.	GD18067	1	Brace
26.	GA7154	4	Sprocket W/Bearing, 18 Tooth
27.	G10016	4	Hex Head Cap Screw, 1/2"-13 x 2"
	G10206	8	Washer, 1/2" SAE
	G10228	4	Lock Washer, 1/2"
	G10102	4	Hex Nut, 1/2"-13
28.	G10016	2	Hex Head Cap Screw, 1/2"-13 x 2"
	G10216	2	Washer, 1/2" USS
	G10228	2	Lock Washer, 1/2"
	G10102	2	Hex Nut, 1/2"-13
29.	GA5107	2	Sprocket, 19 Tooth
30.	GA7051	1	U-Joint W/Grease Fitting, Male, 12 1/4" Long
	GR1557	-	Grease Fitting, 45°, Metric
	GR1296	-	Inner Profile
	GR1295	-	Inboard Yoke
	GR1301	-	Spring Pin, 8 mm x 50 mm
	GR1294	-	Cross And Bearing Kit
	GR1293	-	Yoke, 7/8" Hex
31.	GD11972	1	Support Angle, R.H.
32.	GD1113	-	U-Bolt, 5" x 7" x 5/8"-11
	G10230	-	Lock Washer, 5/8"
	G10104	-	Hex Nut, 5/8"-11
A.	GA8092	-	Clutch Sprocket Assembly, 19 Tooth (Items 10-21)
B.	G1K269	-	Lock Clamp Kit (Items 2 And 3)
C.	G1K331	-	Clutch Sprocket Kit (Items 11, 16 And 17)

PISTON PUMP MOUNT AND GROUND DRIVE WHEEL

(TWL219rr)

48 Tooth Drive Sprocket And 18 Tooth Driven Sprocket



ITEM	PART NO.	QTY.	DESCRIPTION
1.	G10830	6	Hex Head Cap Screw, 5/8"-11 x 7 1/2"
	G10230	6	Lock Washer, 5/8"
	G10104	6	Hex Nut, 5/8"-11
2.	GA10624	1	Wheel Arm Mount
3.	GB0218	2	Bushing, 2 1/32" I.D. x 7/8" O.D. x 1 9/32" Long
4.	G10005	2	Hex Head Cap Screw, 5/8"-11 x 1 3/4"
	GD7805	2	Special Washer, 5/8", Hardened
	G10107	2	Lock Nut, 5/8"-11
5.	GA10622	1	Spring Mount
6.	GD2681	1	Pin, 1 1/4" x 13 1/2"
	G10460	2	Cotter Pin, 1/4" x 2"
7.	GA10621	1	Arm W/Grease Fittings
	G10641	2	Grease Fitting, 1/8" NPT
8.	GA0241	1	Wheel, 5" x 15"
9.	GD1166	1	Valve Stem

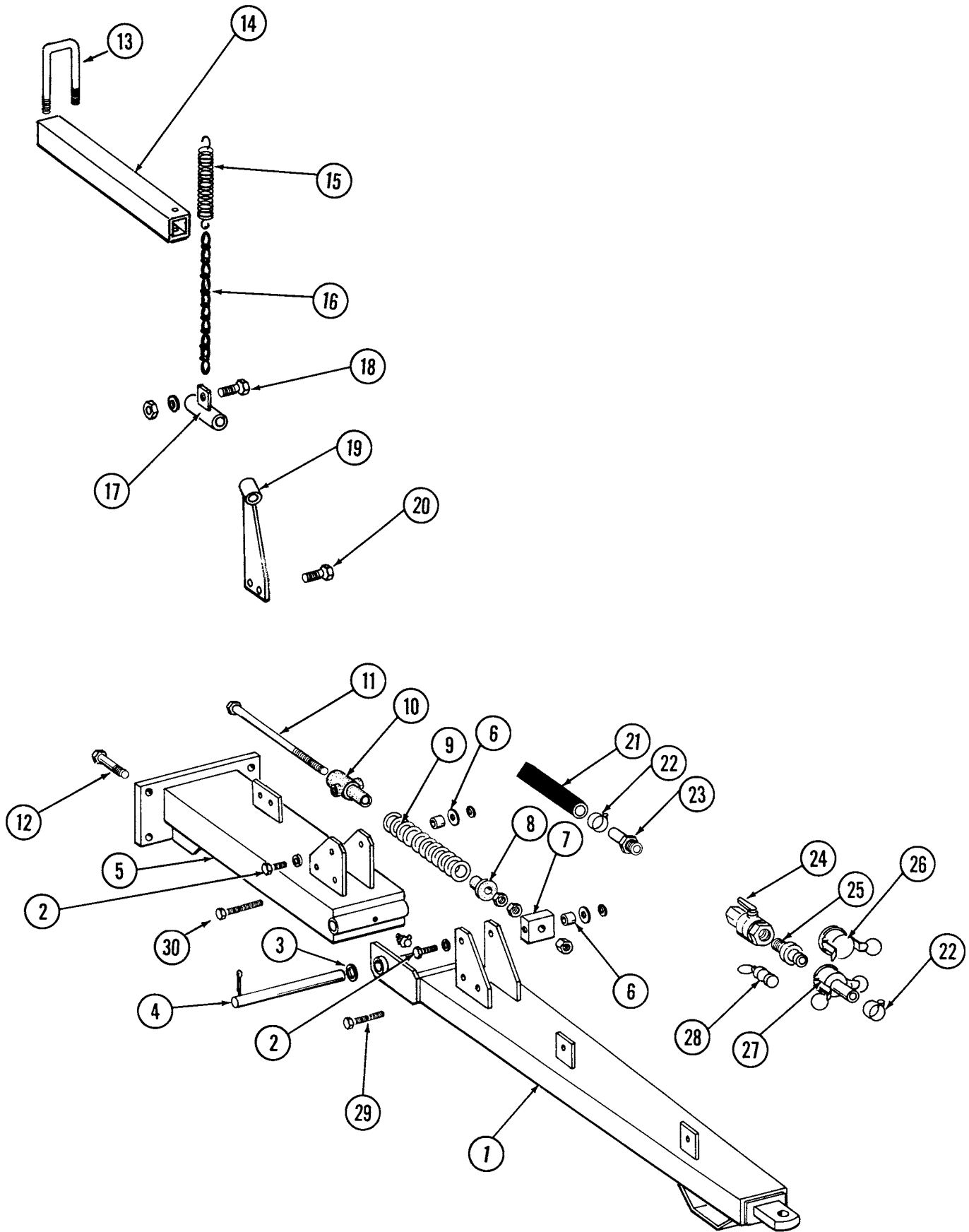
PISTON PUMP MOUNT AND GROUND DRIVE WHEEL

ITEM	PART NO.	QTY.	DESCRIPTION
10.	G10012	1	Hex Head Cap Screw, 5/8"-11 x 6 1/2"
	GD7805	1	Special Washer, 5/8", Hardened
11.	GA10908	1	Spring Mount
12.	GB0196	1	Washer
13.	GD7831	1	Compression Spring
14.	GA10907	1	Spring Guide
15.	G11122	1	Hex Head Cap Screw, 5/8"-11 x 12"
	G10107	1	Lock Nut, 5/8"-11
16.	G10026	2	Hex Head Cap Screw, 3/4"-10 x 2"
	G10231	2	Lock Washer, 3/4"
17.	G11042	2	Hex Head Cap Screw, 3/4"-10 x 1 3/4"
	G10231	2	Lock Washer, 3/4"
	G10105	2	Hex Nut, 3/4"-10
18.	GD13744	1	Hose Holder
19.	GR1146	1	Sprocket, 18 Tooth
20.		-	Customer Supplied Piston Pump
21.	GD2558	1	Lynch Pin, 1/4"
22.	G10007	2	Hex Head Cap Screw, 5/8"-11 x 1 1/2"
	G10217	2	Washer, 5/8" USS
	G10230	2	Lock Washer, 5/8"
	G10104	2	Hex Nut, 5/8"-11
23.	GA10894	1	Pump Mount
24.	G10017	2	Hex Head Cap Screw, 1/2"-13 x 1 1/2"
	G10216	2	Washer, 1/2" USS
	G10228	2	Lock Washer, 1/2"
	G10102	2	Hex Nut, 1/2"-13
25.	GD13328	1	Scraper
26.	G10013	1	Hex Head Cap Screw, 5/8"-11 x 3 1/2"
	G10205	1	Washer, 5/8" SAE
	G10230	1	Lock Washer, 5/8"
	G10104	1	Hex Nut, 5/8"-11
27.	GA0262	1	Idler Sprocket W/Bearing, 15 Tooth
28.	GD7817-05	1	Spacer, 1 1/16" I.D. x 1 1/4" Long
29.	GD0844	1	Tire, 7.60" x 15", 8 Ply (Specify Brand*)
30.	GA2559	1	Spindle
31.	GA0252	2	Seal
32.	GA0251	2	Bearing
33.	GR0267	5	Lug Nut, 1/2"-20
34.	G2500-84	1	Sprocket, 48 Tooth
35.	G10019	4	Hex Head Cap Screw, 5/16"-18 x 1"
	G10232	4	Lock Washer, 5/16"
36.	GD0831	2	Shoulder Nut, 1 1/4"-12 UNF-2A
37.	GA0547	1	Hub W/Cups And Studs, 5 Bolt
	GR0190	2	Cup
	GR0204	5	Stud
38.	G3200-62	1	Chain, No. 2050, 62 Pitch Including Connector Link
	GR0195	-	Connector Link, No. 2050
39.	GA6527	1	Mount, 3/4" NPT
40.	GD1113	1	U-Bolt, 5" x 7" x 5/8"-11
	G10230	2	Lock Washer, 5/8"
	G10104	2	Hex Nut, 5/8"-11

* Specific brand requests will be supplied only as available from current KINZE® Repair Parts stock. If a specific brand requested is not in stock, the brand available will be supplied. Different brand tires may have different diameters. Change in tire brand may affect rates. Field checks are recommended after any change in tires.

REAR TRAILER HITCH

PHA032/LFC003(TWL47a)



REAR TRAILER HITCH

ITEM	PART NO.	QTY.	DESCRIPTION
1.	GA6961	1	Hitch
2.	G10007	4	Hex Head Cap Screw, 5/8"-11 x 1 1/2"
	GD7805	4	Special Washer, 5/8", Hardened
	G10230	4	Lock Washer, 5/8"
3.	G10226	2	Washer, 1 1/4" SAE
4.	GD3547	1	Pin, 1 1/4" x 12 3/4"
	G10460	2	Cotter Pin, 1/4" x 2"
5.	GA6960	1	Hitch
6.	GB0218	4	Bushing, 2 1/32" I.D. x 7/8" O.D. x 1 9/32" Long
7.	GD7908	1	Tap Block
8.	GB0213	1	Spring Seat
9.	GD2115	1	Spring
10.	GB0206	1	Rod Guide
11.	GD7907	1	Special Bolt
	G10105	3	Hex Nut, 3/4"-10
12.	G10826	5	Hex Head Cap Screw, 1"-8 x 2 1/2"
	G10396	5	Lock Nut, 1"-8
13.	GD2721	2	U-Bolt, 2" x 2" x 1/2"-13
	G10228	4	Lock Washer, 1/2"
	G10102	4	Hex Nut, 1/2"-13
14.	GD10196	-	Hanger Tube
15.	GD0829	-	Spring
16.	G3305-03	-	Twin Loop Chain, 15 Links
17.	GA7209	-	Hose Support
18.	G10064	1	Hex Head Cap Screw, 1/4"-20 x 1"
	G10209	2	Washer, 1/4" USS
	G10110	1	Lock Nut, 1/4"-20, Grade B
19.	GA7208	-	Hose Support
20.	G10004	2	Hex Head Cap Screw, 3/8"-16 x 1 1/4"
	G10108	2	Lock Nut, 3/8"-16
21.	G4200-01	1	Hose, 1 1/4" x 22'
22.	G10672	6	Hose Clamp, No. 28
23.	G10626	1	Adapter, 1 1/4" NPT To Barb
24.	GA4976	1	Shutoff Valve, 1 1/4" NPT
	GR1015	-	Body O-Ring
	GR1016	-	Stem O-Ring
	GR1017	-	Teflon Seat
	GR1018	-	Ball
	GR1019	-	Handle
25.	GD1514	1	Adapter, 1 1/4" Male NPT To Cam Lock
26.	GD1515	1	Dust Cap, 1 1/4" Cam Lock
27.	GD1516	1	Adapter, 1 1/4" Barb To Female Cam Lock
28.	GD1517	1	Dust Plug, 1 1/4" Male Cam Lock
29.	G10172	1	Hex Head Cap Screw, 3/8"-16 x 5"
	G10229	1	Lock Washer, 3/8"
	G10101	1	Hex Nut, 3/8"-16
30.	G10756	1	Hex Head Cap Screw, 3/8"-16 x 6"
	G10229	1	Lock Washer, 3/8"
	G10101	1	Hex Nut, 3/8"-16

DECALS, PAINT AND MISCELLANEOUS



1



2



3



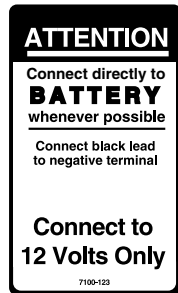
4



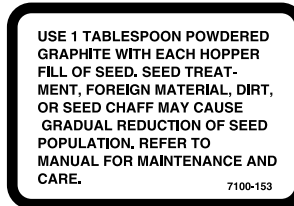
5



6



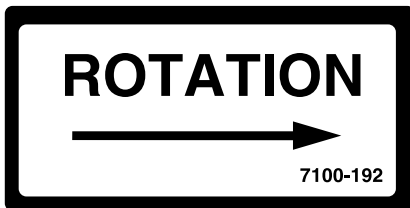
7



8



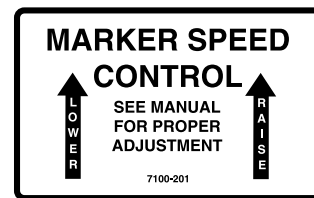
9



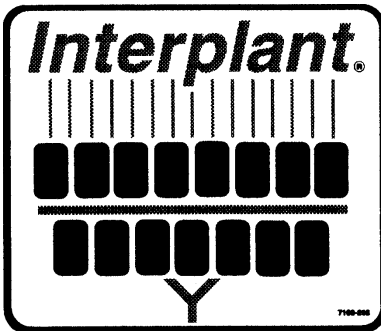
10



11



12



13

TRANSMISSION RATE REDUCTION

DRIVE	DRIVEN	% REDUCTION IN POPULATION
15	30	50
17	30	43
23*	30	23
24	30	20
25*	30	17
26*	30	13
27	30	10

* Use sprockets off seed drive transmission. 7100-214

14



15

NOTE

It is the responsibility of the user to read and understand the Operator's Manual in regards to safety, operation, lubrication and maintenance before operation of this equipment.

AN OPERATOR & PARTS MANUAL IS AVAILABLE FOR THIS MACHINE.

To obtain a manual, furnish model number and serial number and contact your KINZE Dealer or KINZE Manufacturing, Inc., P.O. Box 806 Williamsburg, IA 52361-0806 USA

16



17

18 TORQUE 5/8" SPINDLE BOLTS TO 120 FT/LBS. CHECK PERIODICALLY AND RE-TORQUE AS NEEDED. 7100-231



20

KINZE

3600TR

19

DECALS, PAINT AND MISCELLANEOUS

ROTATE KNURLED COLLAR
ON WRAP SPRING TIGHTENER
TO RELEASE SPRING
TENSION

7100-295

21

CAUTION

SET DOWN PRESSURE SPRINGS TO MINIMUM. LOWER
PLANTER TO GROUND AND EMPTY SEED HOPPERS.
REQUIRES 90 LB MIN TO LIFT.

7100-249

22

WARNING

TO AVOID INJURY --
STAND CLEAR--KEEP OTHERS
AWAY WHEN RAISING OR LOWERING
MARKERS. BEFORE TRANSPORTING
PLANTER FULLY EXTEND HYDRAULIC
CYLINDERS AND INSTALL LOCKING
PINS WHERE PROVIDED.

7100-42

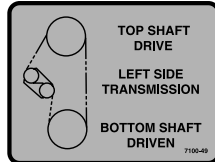
23

WARNING

1. Read and understand the Operator's Manual.
2. Stop the tractor engine before leaving the operator's platform.
3. Keep riders off the machine.
4. Make certain everyone is clear of the machine before starting the tractor engine and operating.
5. Keep all shields in place.
6. Never lubricate, adjust, unclog or service the machine with tractor engine running.
7. Wait for all movement to stop before servicing.
8. Keep hands, feet and clothing away from moving parts.
9. Use flashing warning lights when operating on highways except when prohibited by law.

7100-46

24



25

WARNING

USE SAFETY
CHAINS PROVIDED.
TOW ONLY WITH
FARM TRACTOR.

7100-302

26

CAUTION

REAR OF PLANTER SWINGS
WIDE IN TURNS. ALWAYS
ALLOW SUFFICIENT ROOM
TO CLEAR OBSTACLES
WHEN TURNING.

7100-63

27

WARNING

NEVER WALK UNDER OR WORK
ON PLANTER WHEN IT IS
RAISED WITHOUT SUPPORTING
THE FRAMES WITH
ADDITIONAL SUPPORTS.

7100-68

28

CAUTION

AVOID UNEVEN LOADING
OF HOPPERS, ESPECIALLY
DURING TRANSPORT

7100-75

29

WARNING

TO AVOID INJURY
ALWAYS USE HYDRAULIC CYLINDER
SAFETY LOCKOUT CHANNELS WHEN
TRANSPORTING PLANTER ON THE
ROAD. AFTER USE RETURN TO
STORAGE LOCATION.

7100-83

30

DANGER

THIS PLANTER IS DESIGNED TO BE
DRIVEN BY GROUND TIRES ONLY.
THE USE OF HYDRAULIC, ELECTRIC
OR PTO DRIVES MAY CREATE
SERIOUS SAFETY HAZARDS TO YOU
AND THE PEOPLE NEARBY. IF YOU
INSTALL SUCH DRIVES YOU MUST
FOLLOW ALL APPROPRIATE SAFETY
STANDARDS AND PRACTICES
TO PROTECT YOU AND OTHERS NEAR
THIS PLANTER FROM INJURY.

7100-89

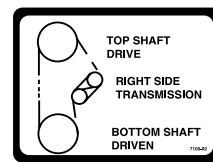
31

WARNING

THIS MACHINE HAS BEEN DESIGNED
AND BUILT WITH YOUR SAFETY IN
MIND. DO NOT MAKE ANY
ALTERATIONS OR CHANGES TO THIS
MACHINE. ANY ALTERATION TO THE
DESIGN OR CONSTRUCTION MAY
CREATE SAFETY HAZARDS.

7100-90

32



33

A A

34



35



36




37



38




39



40



43



41

42

WARNING

STAY CLEAR
OF DISCHARGE
WHILE FAN
IS RUNNING

7100-301

44

IMPORTANT

-FAN MOTOR CASE DRAIN-
ALWAYS CONNECT THE FAN MOTOR CASE
DRAIN HOSE TO THE TRACTOR ZERO
PRESSURE RETURN. DO NOT CONNECT TO
THE TRACTOR SCV OR MOTOR RETURN
PORTS AS FAN HYDRAULIC MOTOR FAILURE
WILL OCCUR.

7100-329

45


DECALS, PAINT AND MISCELLANEOUS



46



47



48

DECALS, PAINT AND MISCELLANEOUS

ITEM	PART NO.	QTY.	DESCRIPTION
1.	G7100-02	3	Decal, Warning
2.	G7100-110	-	Decal, Grease Weekly
3.	G7100-111	-	Decal, Oil Daily
4.	G7100-115	-	Decal, Warning (1 Per Granular Chemical Hopper)
5.	G7100-116	-	Decal, Grease Daily
6.	G7100-117	1	Decal, Danger
7.	G7100-123	1	Decal, Attention
8.	G7100-153	-	Decal, Information (1 Per Seed Meter)
9.	G7100-177	1	Decal, Twin-Line®, ¾" x 3"
10.	G7100-192	-	Decal, Point Row Clutch Rotation
11.	G7100-200	-	Decal, Warning
12.	G7100-201	1	Decal, Information
13.	G7100-208	-	Decal, Interplant®
14.	G7100-214	-	Decal, Two-Speed Point Row Clutch Rate Reduction
15.	G7100-215	1	Decal, Danger
16.	G7100-217	-	Decal, Note
17.	G7100-219	-	Decal, Warning
18.	G7100-234	-	Decal, Bolt Torque
19.	G7100-332	2	Decal, KINZE® 3600TR
20.	G7100-247	-	Decal, Logo, 4 ⅜" x 4 ½" (2 Per Row Unit)
	G7100-252	-	Decal, Logo, 3 ½" x 3 ⅝" (Hopper Panel Extension)
21.	G7100-295	-	Decal, Spring Tension Release
22.	G7100-249	-	Decal, Caution
23.	G7100-42	4	Decal, Warning
24.	G7100-46	1	Decal, Warning
25.	G7100-49	1	Decal, Left Side Transmission
26.	G7100-302	1	Decal, Warning
27.	G7100-63	2	Decal, Caution
28.	G7100-68	3	Decal, Warning
29.	G7100-75	4	Decal, Caution
30.	G7100-83	2	Decal, Warning (1 Per Marker Lockup)
31.	G7100-89	2	Decal, Danger
32.	G7100-90	1	Decal, Warning
33.	G7100-92	1	Decal, Right Side Transmission
34.	GD10057-01	-	Hose Identification Sleeve, Red AA
	GD10057-02	-	Hose Identification Sleeve, Red BB
	GD10057-03	-	Hose Identification Sleeve, Blue AA
	GD10057-04	-	Hose Identification Sleeve, Blue BB
35.	GPM0211	-	Operator & Parts Manual, Model 3600TR (EdgeVac® Seed Metering)
36.	GD1512	-	Tie Strap, 7 ½"
	GD2117	-	Tie Strap, 14 ½"
	GD1162	-	Tie Strap, 28"
	GD2984	-	Tie Strap, 34"
37.	GD2199	1	SMV Sign
38.	GR0146MPP	-	Powdered Graphite, Twenty-Four 1 Pound Containers
39.	GR0155MPP	-	Blue Paint, Twelve Aerosol Cans
40.	GR1570MPP	-	Talc Lubricant, Four 8 Pound Containers
	GR1828	-	Talc Lubricant, 30 Pound Container
41.	G7100-261	-	Reflective Decal, Red, 1 ¾" x 9", Die-Cut (If Applicable)
	G7100-262	-	Reflective Decal, Amber, 1 ¾" x 9", Die-Cut (If Applicable)
	G7100-263	-	Reflective Decal, Orange, 1 ¾" x 9", Die-Cut (If Applicable)
42.	G7100-258	-	Reflective Decal, Red, 1 ½" x 9", Rectangular (If Applicable)
	G7100-259	-	Reflective Decal, Amber, 1 ½" x 9", Rectangular (If Applicable)
	G7100-260	-	Reflective Decal, Orange, 1 ½" x 9", Rectangular (If Applicable)
43.	G7100-311	2	Decal, EdgeVac®
44.	G7100-301	2	Decal, Warning
45.	G7100-329	-	Tag, Fan Motor Case Drain
46.	G7100-338	-	Decal, Sending Unit
47.	G7100-339	-	Decal, Sending Unit
48.	GR1824MPP	-	Powdered Graphite, Four-Five Pound Containers

DECALS, PAINT AND MISCELLANEOUS

NUMERICAL INDEX

Part No.	Page	Part No.	Page	Part No.	Page
*A1011.....	P101	*A8253.....	P43	G10026.....	P51, P71, P111
*A1018.....	P103	*A8261.....	P43	G10027.....	P63
*A1028.....	P103	*A8263.....	P43	G10028.....	P65
*A1033.....	P102	*A8265.....	P43	G10033.....	P33, P61
*A1034.....	P102	*A8266.....	P43	G10036.....	P27, P69, P82
*A1041.....	P101	*A8267.....	P102	G10037.....	P5, P59, P67, P82
*A1055.....	P102	*A8283.....	P49	G10038.....	P75
*A1057.....	P103	A10759.....	P23	G10039.....	P5, P29,
*A1076.....	P102, P103	A12528.....	P55	P31, P37, P71
*A1097.....	P103	A12529.....	P51	G10045.....	P33
*A1103.....	P101	A12582.....	P55	G10046.....	P37, P85
*A1106.....	P101	A12583.....	P51	G10047.....	P3, P72, P82
*A1116.....	P101	A6892.....	P61	G10049.....	P65, P77
*A1129.....	P101	A6893.....	P61	G10053.....	P59, P81
*A1139.....	P101	A6904.....	P61	G10054.....	P95
*A12015.....	P43	A6905.....	P61	G10061.....	P18
*A12017.....	P43	A7220.....	P88	G10062.....	P51
*A12021.....	P43	A7393.....	P59	G10063.....	P41
*A12022.....	P43	A7524.....	P93	G10064.....	P16, P60, P61,
*A12023.....	P43	A8797.....	P89	P70, P81, P113
*A12024.....	P43	A8822.....	P93	G10068.....	P87
*A1404.....	P103	A8873.....	P89	G10071.....	P5
*A1424.....	P103	D13169.....	P90	G10085.....	P59
*A1464.....	P49	D13426.....	P90	G10100.....	P65
*A1467.....	P43, P101	G10001.....	P5, P10, P15, P16,	G10101.....	P5, P10, P16, P17,
*A1478.....	P101	P41, P48, P49, P59,	P25, P39, P41, P47,
*A1489.....	P101	P60, P61, P106	P48, P5, P57, P60,
*A1491.....	P101	G10002.....	P23	P61, P73, P77, P79,
*A3118.....	P101	G10003.....	P3, P25, P35, P47, P55	P94, P106, P107,
*A3122.....	P103	G10004.....	P5, P39, P55, P57,	P109, P113
*A3127.....	P102	P73, P109, P113	G10102.....	P5, P9, P15, P33,
*A3128.....	P103	G10005.....	P37, P48, P53,	P37, P47, P49, P51,
*A3131.....	P102	P70, P110	P55, P59, P63, P65,
*A3133.....	P101	G10006.....	P15, P33, P50	P67, P69, P71, P82,
*A3156.....	P101	G10007.....	P5, P10, P11, P17,	P83, P85, P87, P94,
*A3163.....	P103	P37, P53, P111, P113	P109, P111, P113
*A3181.....	P102	G10008.....	P85	G10103.....	P25, P61, P69,
*A3183.....	P101	G10009.....	P50, P87	P70, P77, P79, P81
*A3215.....	P101	G10010.....	P13, P35, P37	G10104.....	P5, P10, P17, P39,
*A3216.....	P101	G10011.....	P37, P63, P85	P47, P50, P51, P59,
*A3282.....	P49	G10012.....	P87, P111	P60, P61, P69, P82,
*A3283.....	P49	G10013.....	P16, P111	P85, P87, P109,
*A3340.....	P49	G10014.....	P13, P37, P51, P55	P110, P111
*A3351.....	P49	G10015.....	P15	G10105.....	P47, P50, P59, P65,
*A3352.....	P43	G10016.....	P51, P109	P71, P111, P113
*A3354.....	P43	G10017.....	P5, P29, P31, P51, P55,	G10106.....	P9, P15, P31, P47,
*A3355.....	P43	P63, P69, P70,	P70, P73, P81, P95
*A3356.....	P43	P71, P85, P87, P111	G10107.....	P15, P16, P27, P31,
*A3357.....	P43	G10018.....	P13, P15	P37, P48, P50, P57,
*A3358.....	P43	G10019.....	P9, P47, P83, P111	P59, P63, P69, P70,
*A3369.....	P49	G10021.....	P9	P75, P82, P110, P111
*A3371.....	P49	G10022.....	P69	G10108.....	P3, P5, P18, P23,
*A3675.....	P49	G10023.....	P23, P47,	P39, P41, P49, P51,
*A6201.....	P49	P49, P77, P79	P55, P57, P61, P65,
*A8250.....	P49	G10025.....	P59	P69, P79, P82, P88, P113

NUMERICAL INDEX

Part No.	Page	Part No.	Page	Part No.	Page
G10109.....	P13, P15, P16, P29, P33, P35, P37, P49, P83	G10227.....	P9, P25, P49, P61, P69, P70, P73, P77, P79, P81, P82	G10348.....	P33
G10110.....	P25, P47, P49, P60, P113	G10228.....	P5, P9, P13, P33, P47, P49, P51, P55, P59, P63, P65, P67, P69, P71, P82, P83, P85, P87, P94, P109, P111, P113	G10371.....	P33
G10111.....	P5, P16, P27, P29, P31, P33, P37, P51, P55, P57, P61, P72, P75, P85, P87	G10229.....	P5, P10, P16, P17, P23, P25, P35, P39, P41, P45, P47, P48, P55, P57, P60, P61, P72, P73, P77, P79, P82, P91, P92, P94, P106, P107, P109, P113	G10374.....	P77, P79
G10112.....	P37, P51, P59	G10230.....	P5, P10, P13, P16, P17, P39, P47, P50, P51, P53, P60, P61, P85, P87, P109, P110, P111, P113	G10396.....	P113
G10118.....	P53	G10231.....	P50, P65, P71, P111	G10400.....	P37
G10128.....	P70, P81	G10232.....	P9, P15, P47, P70, P73, P81, P95, P111	G10403.....	P49
G10130.....	P73, P108	G10233.....	P69, P70, P73, P81, P108	G10404.....	P59
G10131.....	P55, P72	G10234.....	P59	G10408.....	P81
G10133.....	P16, P33, P35, P37, P95	G10235.....	P70, P73, P82	G10409.....	P81
G10148.....	P49	G10237.....	P65	G10412.....	P5, P10, P18, P39
G10152.....	P15	G10243.....	P107	G10427.....	P11, P15
G10157.....	P50, P51, P53	G10253.....	P77	G10430.....	P70, P81
G10159.....	P61, P85, P87	G10257.....	P24, P77	G10436.....	P65
G10168.....	P75, P83	G10260.....	P21	G10437.....	P65
G10169.....	P50, P53	G10284.....	P39	G10438.....	P3
G10171.....	P15, P49	G10303.....	P15, P29, P70, P73	G10439.....	P61
G10172.....	P57, P94, P113	G10304.....	P3	G10441.....	P63
G10194.....	P35	G10305.....	P26	G10448.....	P67
G10201.....	P3, P23, P39	G10306.....	P25	G10449.....	P89
G10203.....	P3, P5, P39, P41, P57, P77	G10307.....	P39	G10452.....	P25
G10204.....	P11, P13	G10308.....	P16, P26	G10453.....	P70
G10205.....	P37, P41, P51, P59, P70, P75, P85, P87, P111	G10309.....	P18	G10456.....	P39
G10206.....	P5, P35, P59, P61, P75, P85, P87, P109	G10310.....	P25	G10457.....	P51
G10207.....	P3	G10312.....	P3, P23, P46, P61, P81	G10460.....	P61, P65, P71, P85, P87, P110, P113
G10209.....	P9, P24, P25, P49, P70, P73, P81, P82, P113	G10315.....	P15, P16, P25	G10462.....	P50, P55, P72
G10210.....	P3, P15, P16, P17, P18, P23, P39, P47, P49, P55, P57, P60, P72, P82, P109	G10318.....	P31, P47	G10463.....	P15, P39, P85, P87
G10211.....	P105	G10322.....	P85, P87	G10468.....	P55
G10213.....	P11, P35, P37	G10323.....	P21	G10470.....	P81
G10216.....	P5, P13, P29, P31, P39, P51, P55, P63, P65, P69, P71, P82, P85, P87, P109, P111	G10325.....	P11, P23	G10496.....	P73, P77, P79, P82, P109
G10217.....	P48, P53, P111	G10326.....	P3	G10497.....	P77
G10218.....	P47, P59	G10328.....	P11, P91, P92	G10499.....	P41
G10219.....	P9, P15, P29, P49	G10330.....	P67	G10501.....	P33, P70, P81
G10226.....	P51, P65, P71, P85, P87, P113	G10336.....	P59	G10503.....	P29, P31, P35, P37, P75
		G10338.....	P13, P18	G10509.....	P88
		G10341.....	P39	G10523.....	P25
		G10345.....	P69	G10527.....	P72
				G10529.....	P26
				G10535.....	P109
				G10536.....	P29, P31, P85, P87
				G10543.....	P47, P59
				G10544.....	P83
				G10546.....	P18, P24, P77, P81
				G10551.....	P3
				G10567.....	P18, P23, P24
				G10570.....	P24
				G10572.....	P31
				G10574.....	P27, P33, P37
				G10581.....	P57, P72, P75
				G10583.....	P95
				G10585.....	P29, P31, P55
				G10595.....	P69, P82
				G10597.....	P29, P31

NUMERICAL INDEX

Part No.	Page	Part No.	Page	Part No.	Page
G10599.....	P16, P17, P39, P41	G10860.....	P69, P72, P75	G11122.....	P111
G10602.....	P18, P21, P23, P24,	G10864.....	P25	G11124.....	P41
.....	P69, P72, P75, P81	G10870.....	P69, P72, P75	G11133.....	P41
G10603.....	P21	G10871.....	P94	G11145.....	P46
G10606.....	P61	G10872.....	P79	G11147.....	P46
G10610.....	P51, P71	G10873.....	P79	G11158.....	P49
G10620.....	P3, P13, P18,	G10874.....	P61	G11159.....	P105
.....	P23, P46, P61	G10876.....	P79	G11166.....	P41
G10621.....	P18, P23, P26	G10890.....	P70	G11169.....	P55
G10622.....	P11, P26	G10894.....	P55	G11172.....	P21
G10626.....	P113	G10900.....	P77	G11173.....	P21
G10636.....	P65, P71	G10907.....	P88, P89	G11188.....	P47
G10640.....	P13, P53, P59,	G10912.....	P11, P39	G11194.....	P46
.....	P67, P85, P87, P89	G10913.....	P67	G11209.....	P25
G10641.....	P55, P85, P110	G10918.....	P75	G11210.....	P21
G10643.....	P37	G10921.....	P24	G11213.....	P21
G10647.....	P65	G10923.....	P73, P108	G11215.....	P41
G10660.....	P24	G10924.....	P13	G11220.....	P5
G10669.....	P3	G10927.....	P107	G11222.....	P18
G10670.....	P23	G10928.....	P107	G11223.....	P53
G10672.....	P113	G10931.....	P107	G11228.....	P35
G10676.....	P47	G10939.....	P88	G11236.....	P35
G10681.....	P45	G10940.....	P13	G11247.....	P9
G10686.....	P107	G10953.....	P47	G1K248.....	P7, P105, P107
G10688.....	P72, P108	G10958.....	P88, P89	G1K249.....	P107
G10689.....	P57, P63	G10962.....	P93	G1K252.....	P7, P105, P107
G10718.....	P39	G10968.....	P109	G1K267.....	P7, P105, P107
G10722.....	P83	G10969.....	P93	G1K268.....	P7, P41, P105, P107
G10724.....	P83	G10972.....	P88, P91, P92	G1K269.....	P73, P109
G10725.....	P83	G10974.....	P35, P37	G1K274.....	P98
G10730.....	P37	G10977.....	P95	G1K275.....	P98
G10732.....	P5, P10, P39	G10979.....	P87	G1K296.....	P13
G10743.....	P75	G10990.....	P91, P92	G1K320.....	P7, P105, P107
G10751.....	P18, P39	G10992.....	P9	G1K321.....	P7, P105, P107
G10752.....	P18	G10996.....	P77, P79, P98, P105	G1K322.....	P107
G10756.....	P113	G11007.....	P3	G1K323.....	P106
G10757.....	P25, P107	G11008.....	P3	G1K324.....	P70
G10758.....	P25, P107	G11009.....	P21	G1K331.....	P109
G10765.....	P35, P37,	G11010.....	P37	G1K345.....	P16
.....	P50, P77, P79	G11015.....	P3	G1K362.....	P107
G10770.....	P90	G11016.....	P90	G1K363.....	P107
G10779.....	P53, P63	G11018.....	P5	G1K364.....	P107
G10801.....	P15, P16	G11042.....	P111	G1K380.....	P73, P82
G10802.....	P50, P65	G11053.....	P63	G1K381.....	P73, P82
G10804.....	P77, P79	G11058.....	P51	G1K385.....	P25
G10808.....	P65	G11065.....	P97	G1K395.....	P7
G10809.....	P41, P45	G11066.....	P9, P95	G1K396.....	P7
G10810.....	P65	G11067.....	P95	G1K412.....	P51
G10826.....	P113	G11068.....	P97	G1K426.....	P44
G10827.....	P93	G11073.....	P24	G1K467.....	P35
G10828.....	P59	G11075.....	P73, P82	G2100-03.....	P73, P81
G10830.....	P47, P110	G11078.....	P73, P82	G2406-10-08.....	P102
G10844.....	P83	G11081.....	P71	G2500-84.....	P111
G10857.....	P81	G11098.....	P35	G2501-12-16.....	P49
G10859.....	P77, P79	G11100.....	P73, P82	G2501-16-20.....	P49

NUMERICAL INDEX

Part No.	Page	Part No.	Page	Part No.	Page
G2603-08.....	P102	G6801-12-10	P49	GA0241	P110
G2700-06-06	P43	G6801-16.....	P48	GA0243	P83
G2700-08.....	P91, P92, P101	G6801-L-08	P95	GA0245	P83
G2700-10.....	P43, P101	G6804-12.....	P49	GA0251	P111
G2700-12.....	P43	G6804-12-12-08	P49	GA0252	P111
G2703-08-08-10	P103	G7100-02.....	P117	GA0257	P83
G2703-10.....	P102	G7100-110.....	P117	GA0262	P111
G306-06.....	P43	G7100-111.....	P117	GA0378	P70
G306-08.....	P65, P91, P92	G7100-115.....	P117	GA0547	P111
G306-10.....	P43, P65	G7100-116.....	P117	GA0895	P71
G306-12.....	P43	G7100-117.....	P117	GA0899	P83
G3200-62.....	P111	G7100-123.....	P117	GA10054	P77
G3302-09.....	P48	G7100-153.....	P117	GA10137	P18
G3303-108.....	P3, P24	G7100-177.....	P117	GA10149	P44
G3303-16.....	P3	G7100-192.....	P117	GA10155	P18
G3303-96.....	P39	G7100-200.....	P117	GA10157	P3
G3305-01.....	P26	G7100-201.....	P117	GA10161	P39
G3305-03.....	P113	G7100-208.....	P117	GA10621	P110
G3310-100.....	P75, P81	G7100-214.....	P117	GA10622	P110
G3310-114.....	P70	G7100-215.....	P117	GA10624	P110
G3310-118.....	P70	G7100-217.....	P117	GA10634	P19
G3310-126.....	P70	G7100-219.....	P117	GA10635	P41
G3310-226.....	P109	G7100-234.....	P117	GA10755	P21
G3310-74.....	P81	G7100-247.....	P117	GA10765	P41
G3310-80.....	P72	G7100-249.....	P117	GA10799	P41
G3400-01.....	P73, P81	G7100-252.....	P117	GA10832	P72
G4200-01.....	P113	G7100-258.....	P117	GA10894	P111
G6325X	P5, P10	G7100-259.....	P117	GA10907	P111
G6400-06.....	P44, P45, P97	G7100-260.....	P117	GA10908	P111
G6400-06-08	P101	G7100-261.....	P117	GA10917	P49
G6400-08.....	P94, P95, P97,P101, P102	G7100-262.....	P117	GA10918	P49
G6400-08-04	P91, P92, P102	G7100-263.....	P117	GA10919	P48
G6400-08-10	P95	G7100-295.....	P117	GA10924	P105
G6400-10.....	P45, P49, P95, P97	G7100-301.....	P117	GA11039	P107
G6400-10-08	P94	G7100-302.....	P117	GA11079	P53
G6400-12.....	P45, P49	G7100-311.....	P117	GA11082	P53
G6400-L-08	P103	G7100-329.....	P117	GA11083	P53
G6408-06.....	P45	G7100-332.....	P117	GA11085	P41
G6408-08.....	P95	G7100-338.....	P117	GA11086	P41
G6408-10.....	P95	G7100-339.....	P117	GA11087	P41
G6408-12.....	P45	G7100-42.....	P117	GA11119	P47
G6408-H04-O	P88, P95, P97	G7100-46.....	P117	GA11152	P47
G6500-06.....	P44, P97	G7100-49.....	P117	GA11153	P47
G6500-08.....	P95, P103	G7100-63.....	P117	GA11154	P41
G6500-12.....	P49	G7100-68.....	P117	GA11155	P41
G6502-06.....	P101	G7100-75.....	P117	GA11156	P41
G6502-12.....	P49	G7100-83.....	P117	GA11159	P41
G6801-06.....	P97	G7100-89.....	P117	GA11160	P41
G6801-06-08	P101	G7100-90.....	P117	GA11164	P46
G6801-08.....	P95, P97, P102	G7100-92.....	P117	GA11166	P47
G6801-08-10	P95	G7566X	P17	GA11200	P65
G6801-10.....	P49	G7633X	P105	GA11520	P27
G6801-10-12	P44, P48	G7639X	P105	GA11523	P49
G6801-12.....	P44	G7698X	P61	GA11544	P49
		GA0167	P83	GA11568	P87

NUMERICAL INDEX

Part No.	Page	Part No.	Page	Part No.	Page
GA11569	P87	GA13169	P9	GA5121	P63, P69
GA11590	P85	GA13335	P71	GA5130	P85
GA11699	P41	GA13594	P51	GA5164	P70
GA11766	P85	GA1676	P83	GA5165	P70
GA11767	P85	GA1677	P83	GA5194	P75
GA11768	P87	GA1678	P83	GA5385	P105
GA11769	P87	GA1679	P83	GA5548	P73
GA11911	P21	GA1720	P5, P10, P39	GA5600	P106
GA11934	P45	GA2007	P18	GA5625	P27
GA11935	P21	GA2012L	P11	GA5651	P5, P10
GA11969	P39	GA2012R	P11	GA5654	P31, P33, P35, P37
GA11971	P39	GA2014	P11, P15, P31, P33, P35, P37	GA5698	P21
GA11982	P5	GA2054	P15	GA5715	P29, P31
GA11987	P41	GA2068	P69	GA5716	P67
GA11988	P9	GA2075	P25	GA5718	P31
GA11989	P9	GA2094	P26	GA5719	P29, P31
GA11991	P9	GA2148	P71	GA5787	P39
GA11992	P9	GA2180	P73, P108	GA5842	P51
GA11993	P9	GA2528	P105	GA5853	P83
GA11994	P9	GA2559	P111	GA5892	P29
GA11995	P9	GA2612	P105	GA6108	P105
GA11997	P9	GA2908	P71	GA6109	P105
GA12102	P9	GA3407	P99	GA6147	P107
GA12104	P9	GA3413	P95, P98	GA6171	P13, P15, P16
GA12133	P21	GA3552	P70	GA6434	P16
GA12143	P18	GA3553	P70	GA6497	P59
GA12144	P18	GA3584	P104	GA6527	P111
GA12154	P21	GA4293	P45, P95, P99	GA6597	P16
GA12163	P53	GA4353	P85	GA6608	P65
GA12164	P53	GA4376	P71	GA6618	P15
GA12165	P53	GA4437	P71	GA6619	P15
GA12191	P69	GA4402	P51	GA6620	P15
GA12192	P69	GA4418	P51	GA6699	P104
GA12235	P35	GA4444	P23	GA6700	P104
GA12235	P37	GA4722	P67	GA6701	P105
GA12236	P33, P35, P37	GA4723	P67	GA6733	P15
GA12249	P46	GA4727	P67	GA6741	P25
GA12256	P35	GA4729	P67	GA6792	P60
GA12358	P9	GA4842	P51	GA6801	P15
GA12403	P107	GA4845	P51	GA6832	P33
GA12404	P9	GA4877	P87	GA6833	P33
GA12577	P50	GA4976	P113	GA6834	P33
GA12584	P50	GA4994	P50	GA6838	P33
GA12626	P9	GA4995	P50	GA6907	P25
GA12636	P107	GA5105	P72, P81	GA6928	P59
GA12644	P7	GA5106	P72, P81	GA6929	P59
GA12645	P7	GA5107	P72, P73, P109	GA6943	P59
GA12646	P7	GA5108	P72, P81	GA6960	P113
GA12650	P107	GA5109	P72, P81	GA6961	P113
GA12674	P7	GA5110	P72, P81	GA6964	P63
GA12675	P39	GA5111	P72, P81	GA6975	P105
GA12676	P39	GA5112	P72, P81	GA6977	P105
GA12677	P39	GA5113	P69, P72, P75, P81	GA6978	P7, P105
GA12684	P7	GA5114	P69, P72	GA7013	P57
GA12802	P49			GA7016	P50

NUMERICAL INDEX

Part No.	Page	Part No.	Page	Part No.	Page
GA7018	P61	GA7857	P107	GA9097	P95
GA7019	P61	GA7858	P106	GA9098	P97
GA7021	P57	GA7859	P107	GA9105	P39
GA7022	P50, P65	GA7862	P105	GA9112	P105
GA7029	P51	GA7863	P105	GA9113	P105
GA7042	P85	GA7949	P13	GA9130	P61
GA7043	P87	GA7975	P13	GA9131	P37
GA7049	P57	GA7976	P13	GA9144	P107
GA7050	P57	GA7997	P71	GA9201	P105
GA7051	P73, P109	GA8022	P107	GA9202	P105
GA7052	P73, P108	GA8026	P106	GA9203	P105
GA7053	P73	GA8046	P107	GA9204	P105
GA7067	P63	GA8047	P105, P107	GA9205	P90
GA7077	P105	GA8062	P65	GA9479	P77, P79
GA7083	P51	GA8092	P109	GA9480	P77, P79
GA7084	P51	GA8149	P88	GA9481	P105
GA7085	P51	GA8157	P89	GA9482	P77, P79
GA7096	P63	GA8170	P85, P87	GA9483	P77, P79
GA7098	P65	GA8320	P89	GA9544	P67
GA7110	P77	GA8322	P16	GA9545	P67
GA7111	P77	GA8324	P11	GA9553	P70
GA7118	P87	GA8326	P24	GA9554	P70
GA7137	P77	GA8328	P7, P41	GA9557	P75
GA7154	P70, P75, P81, P109	GA8329	P7, P41	GA9558	P75
GA7208	P113	GA8364	P24	GA9559	P90
GA7209	P113	GA8371	P23	GA9571	P79
GA7221	P88	GA8393	P77, P79	GA9572	P79
GA7271	P35	GA8603	P27, P37	GA9689	P105
GA7274	P79	GA8641	P27, P37	GA9836	P51
GA7306	P81	GA8651	P39	GA9837	P51
GA7313	P82	GA8677	P71	GA9840	P61
GA7317	P81	GA8729	P105	GA9843	P70
GA7319	P81	GA8731	P105	GA9844	P37
GA7320	P81	GA8734	P105	GA9845	P37
GA7321	P81	GA8735	P105	GA9846	P70
GA7336	P72, P82	GA8760	P35	GA9861	P37
GA7372	P70	GA8857	P91	GA9862	P37
GA7390	P59	GA8858	P91	GA9864	P37
GA7399	P105	GA8859	P92	GA9865	P37
GA7412	P35	GA8861	P92	GA9883	P65
GA7423	P55	GA8862	P92	GA9918	P81
GA7424	P55	GA8871	P93	GA9963	P7
GA7433	P50	GA8874	P89	GA9964	P7, P41
GA7434	P67, P71	GA8893	P91	GA9978	P107
GA7445	P35, P37	GA8895	P93	GA9979	P107
GA7446	P33, P35, P37	GA8898	P93	GB0115	P24
GA7463	P79	GA8899	P93	GB0116	P24
GA7540	P63	GA8904	P88	GB0186	P10
GA7579	P59	GA8908	P88	GB0196	P111
GA7850	P107	GA8909	P89	GB0206	P113
GA7851	P107	GA8978	P91	GB0213	P37, P113
GA7852	P107	GA8979	P92	GB0218	P5, P10, P18,
GA7854	P107	GA9088	P85, P87		P37, P39, P50,
GA7855	P107	GA9095	P95		P57, P70, P110, P113
GA7856	P7, P41, P105, P107	GA9096	P104	GB0237	P50

NUMERICAL INDEX

Part No.	Page	Part No.	Page	Part No.	Page
GB0239	P15, P16	GD0914-72	P108	GD10543	P69, P77, P81
GB0246	P55	GD0914-76	P108	GD10552	P33, P35, P37
GB0254	P16	GD0914-90	P108	GD10578	P79
GB0265	P3	GD10006	P59	GD10579	P79
GB0266	P3	GD10007	P75	GD10584	P79
GB0267	P3	GD10011	P63	GD10585	P79
GB0268	P15, P16	GD10012	P63	GD10586	P79
GB0274	P3	GD10013	P63	GD10587	P79
GB0276	P13	GD10014	P63	GD10588	P79
GB0278	P18, P24	GD10036	P5, P10	GD1059L	P23
GB0282	P16	GD10053	P59	GD1059R	P23
GB0285	P3	GD10057-01	P117	GD1060	P23
GB0287	P72	GD10057-02	P117	GD1061	P24
GB0292	P51	GD10057-03	P117	GD1063	P24
GB0301	P11, P39	GD10057-04	P117	GD10635	P79
GB0309	P61	GD10063	P63	GD10636	P79
GB0314	P18, P39	GD10064	P65	GD10638	P79
GB0319	P21	GD10068	P77, P79	GD10646	P51
GB0328	P21	GD10069	P77, P79	GD1065	P3
GB0331	P18	GD10070	P77	GD10650	P55
GB0358	P21	GD10071	P77	GD10664	P55
GB0366	P5, P10	GD10092	P65	GD10706	P59
GB0383	P35	GD10099	P70	GD10707	P59
GB0386	P37	GD10100	P72	GD10792	P85
GB0387	P33, P35	GD10102	P77	GD10793	P87
GB0389	P5	GD10103	P77, P79	GD1085	P16
GB0390	P5	GD10104	P77	GD1086	P13
GB0391	P5	GD10120	P79	GD10867	P3, P39
GB0392	P5	GD10123	P77, P79	GD10936	P88
GB0393	P5	GD10128	P71	GD10963	P25
GB0394	P5	GD10144	P71	GD10984	P25
GB0395	P5	GD10196	P113	GD10991	P13
GB0396	P5	GD10207	P93	GD10993	P3
GB0397	P5	GD10211	P88	GD11001	P3
GB0398	P5	GD10231	P65	GD11017	P11
GB0401	P35	GD10243	P105	GD11045	P73, P108
GD0453-03	P87	GD1026	P3, P23, P39, P72, P82	GD11089	P105, P107
GD0453-04	P85	GD10282	P79	GD1109	P15, P16
GD0453-07	P85	GD10283	P83	GD11120	P77, P79
GD0453-09	P87	GD10298	P69	GD1113	P5, P10, P39, P60, P109, P111
GD0652	P87	GD1033	P3	GD1115L	P25
GD0740	P94	GD10355	P81	GD1115R	P25
GD0746	P83	GD10356	P81	GD1116	P25
GD0752-41	P85	GD10366	P81	GD11169	P107
GD0829	P113	GD10446	P63	GD11170	P107
GD0831	P111	GD10447	P63	GD1118	P25
GD0840	P83	GD10473	P11, P15	GD11193	P88, P89
GD0844	P111	GD10492	P59	GD11194	P89
GD0914-106.5	P73	GD10510	P77, P79	GD11218	P39
GD0914-107	P108	GD10519	P35, P37	GD11219	P23
GD0914-128	P108	GD10526	P35	GD11239	P18, P23, P24
GD0914-166.75	P73, P108	GD10530	P55	GD11240	P24
GD0914-35	P73, P108	GD10531	P59	GD11253	P88, P89
GD0914-45	P73	GD10532	P59	GD11259	P3, P11
GD0914-48	P108	GD10538-01	P55		

NUMERICAL INDEX

Part No.	Page	Part No.	Page	Part No.	Page
GD11263	P39	GD12817	P37	GD15700	P21
GD11264	P39	GD12818	P97	GD15725	P53
GD11279	P19	GD12826	P37	GD15747	P18
GD11297	P24	GD12827	P37	GD15789	P41
GD11305	P23	GD12829	P37	GD15790	P41
GD11306	P11	GD13146	P95	GD15792-05	P47
GD11313	P17	GD13170	P90	GD15792-06	P47
GD1132	P31, P33, P35, P37	GD13171	P90	GD15792-12	P47
GD11413	P18, P24	GD13172	P90	GD15792-13	P47
GD11422	P5, P10	GD13173	P90	GD15799	P46
GD11423	P13	GD13310	P95, P105	GD15803	P41
GD11424	P23	GD13328	P111	GD15804	P41
GD1143	P26	GD13348	P95, P105	GD15849-02	P41
GD1144	P26	GD13359	P87	GD15850	P46
GD11447	P39	GD13360	P85	GD15854	P46
GD1145	P26	GD13361	P3	GD15856-03	P46
GD11453	P13	GD13400	P90	GD15856-04	P46
GD11474	P107	GD13401	P71	GD15863	P41
GD11490	P71	GD13409	P67	GD15867-02	P47
GD11508	P17	GD13425	P90	GD15950	P61
GD11509	P17	GD13524-01	P77	GD15970	P3
GD1162	P117	GD13543	P55	GD16035	P48
GD11649	P39	GD13544	P55	GD16036	P48
GD11652	P27, P37	GD13545	P55	GD16037	P49
GD1166	P110	GD13546	P55	GD16038	P49
GD11677	P27	GD13744	P111	GD16040	P49
GD11695	P71	GD14170	P37	GD16046	P105
GD11700	P45	GD14217	P10	GD16188	P45
GD11721	P47	GD14258	P7	GD16194-01	P47
GD11791	P87	GD14258	P41	GD16226	P53
GD11845	P3, P11, P15	GD14398	P27	GD16233	P41
GD11951	P88	GD14413	P73, P82	GD16241	P41
GD11962	P3	GD14414	P73, P82	GD16245	P3
GD11962	P23, P39	GD14426	P73, P82	GD16251	P47
GD11963-04	P5	GD14431	P73, P82	GD16295	P47
GD11970	P91, P92	GD14432	P73, P82	GD16303	P53
GD11972	P109	GD14467	P21	GD16305	P47
GD11983	P93	GD14468	P21	GD16306	P47
GD11984	P91, P92	GD14477	P21	GD16307	P47
GD11985	P93	GD14512	P77	GD16315	P47
GD11986	P93	GD14513	P77, P79	GD16316	P47
GD11988	P88	GD14541	P21	GD16317-01	P46
GD11991	P88	GD14562	P53	GD16319	P47
GD11992	P88	GD14592	P21	GD16324-01	P41
GD11993	P107	GD14626	P47	GD16608	P49
GD11994	P89	GD14659	P25	GD16644	P49
GD11995	P89	GD14660	P7, P41	GD1701	P87
GD12534	P33	GD14674	P29, P31, P35	GD17014	P3
GD12543	P65, P71	GD15100	P53	GD17021	P21
GD1255	P70, P81	GD1512	P117	GD17028	P21
GD1256	P70	GD1514	P113	GD17047	P21
GD12597	P91, P92	GD1515	P113	GD17048	P21
GD12724	P61	GD1516	P113	GD17049	P21
GD12726	P79, P104	GD1517	P113	GD17050	P21
		GD15663	P21	GD17099	P21

NUMERICAL INDEX

Part No.	Page	Part No.	Page	Part No.	Page
GD17104	P21	GD2971-09	P51	GD7805	P5, P10, P16, P18, P31, P39, P50, P57, P59, P70, P85, P87, P110, P111, P113
GD17141	P9	GD2971-10	P23	GD7817-01	P31
GD17143	P9	GD2984	P117	GD7817-04	P31
GD17144	P9	GD3180-12	P15	GD7817-05	P111
GD17150-03	P9	GD3180-27	P47	GD7817-18	P39
GD17150-04	P9	GD3180-30	P5	GD7823	P31
GD17151-06	P7	GD3501	P51	GD7831	P111
GD17152	P21	GD3537-11	P55	GD7864	P67
GD17154	P9	GD3537-12	P55	GD7883	P55
GD17156	P9	GD3537-17	P55	GD7889	P29, P31, P75
GD17162	P21	GD3537-18	P55	GD7890	P29, P31
GD17186	P21	GD3547	P113	GD7904-02	P59
GD17187	P21	GD3612	P3	GD7907	P113
GD17192	P18	GD3777-10	P47	GD7908	P113
GD17245	P53	GD3777-11	P47	GD8066-02	P95
GD17298	P9	GD3860	P105	GD8188	P51, P55, P57, P59
GD17794	P5	GD4086	P43, P101	GD8189	P51, P55, P57, P59
GD18010	P7, P9	GD4108	P61	GD8249	P10
GD18011	P9	GD4700	P70	GD8260	P50
GD18066	P109	GD4701	P70	GD8266	P29
GD18067	P109	GD4743	P9, P85, P87	GD8276	P65
GD18073	P39	GD4887-14	P72	GD8306	P109
GD18074	P39	GD5154	P51, P55	GD8307	P31
GD18078	P9	GD5173	P50, P55	GD8460	P16
GD18081	P9	GD5212	P70, P72	GD8739	P104
GD18094	P109	GD5789	P70	GD8740	P104
GD18095	P21	GD5790	P70	GD8741	P104
GD18098	P21	GD5804	P51, P55	GD8751	P106
GD18112	P9	GD5841	P71	GD8770	P106
GD18118	P107	GD5857	P33, P50, P69, P72, P75, P81, P107	GD8771	P106
GD18119	P9	GD5875	P61	GD8893-01	P39
GD18135	P39	GD5892	P51	GD9052	P59
GD18136	P39	GD6136	P61	GD9120	P16
GD18168	P107	GD6279-05	P45	GD9130	P63
GD18274	P9	GD6291	P105, P106	GD9254	P27, P37
GD18275	P7	GD6556	P51	GD9290	P15
GD18796	P7	GD6775	P70	GD9305	P15
GD1908	P61	GD6780	P72	GD9529	P79, P98, P104
GD19343	P73, P82	GD6895	P70	GD9530	P79, P98, P104
GD19344	P73, P82	GD7079	P67	GD9533	P95
GD2115	P113	GD7089	P67	GD9562	P15
GD2117	P117	GD7127	P72	GD9636	P63
GD2161	P85	GD7137	P51	GD9667	P77
GD2169	P63, P65	GD7147	P91, P92	GD9671	P77, P79
GD2199	P69, P117	GD7148	P24	GD9672	P77, P79
GD2423	P25	GD7251	P51	GD9681	P60
GD2460	P26	GD7258	P24	GD9695	P39
GD2557	P51	GD7318	P3	GD9715	P33
GD2558	P51, P65, P69, P72, P82, P111	GD7426	P72, P82	GD9720	P33
GD2597	P83	GD7518	P51	GD9724	P33, P35, P37
GD2681	P110	GD7519	P51	GD9870	P59
GD2721	P85, P87, P113	GD7612	P73	GD9896	P105
GD2829	P105	GD7803	P27, P37		
GD2947	P25	GD7804	P27, P37		

NUMERICAL INDEX

Part No.	Page	Part No.	Page	Part No.	Page
GD9898	P59	GR1208	P104, P105	GR1843	P9
GD9905	P97	GR1290	P105		
GD9952	P57	GR1292	P7, P105		
GD9953	P51	GR1293	P73, P108, P109		
GD9955	P61	GR1294	P73, P108, P109		
GD9956	P61	GR1295	P73, P109		
GD9959	P51, P55	GR1296	P73, P109		
GD9960	P51	GR1297	P73, P108		
GD9963	P61	GR1298	P73		
GD9964	P61	GR1301	P73, P109		
GD9968	P59	GR1303	P77, P79		
GD9969	P69	GR1304	P77, P79		
GD9971	P94	GR1305	P77, P79		
GD9977	P95	GR1306	P77, P79		
GD9981	P85, P87	GR1363	P7, P105		
GM0211	P117	GR1364	P105		
GR0146MPP	P117	GR1405	P109		
GR0150	P83	GR1406	P109		
GR0151	P83	GR1407	P109		
GR0155MPP	P117	GR1408	P109		
GR0190	P111	GR1409	P109		
GR0193	P63	GR1410	P109		
GR0195	P111	GR1411	P109		
GR0196	P3, P24, P39	GR1412	P109		
GR0204	P111	GR1413	P109		
GR0267	P111	GR1414	P107		
GR0270	P71	GR1415	P107		
GR0375	P63	GR1417	P89		
GR0434	P71	GR1428	P88		
GR0515	P50	GR1445	P95		
GR0516	P50	GR1465	P88, P91, P92, P102		
GR0517	P50	GR1466	P45, P49, P95, P97		
GR0528	P67	GR1467	P44, P45, P48, P49		
GR0531	P67	GR1519	P91, P92		
GR0586	P107	GR1521	P93		
GR0594	P107	GR1522	P93		
GR0761	P95, P98	GR1523	P89		
GR0763	P95, P98	GR1524	P88		
GR0764	P98, P99	GR1557	P73, P73, P108, P109		
GR0912	P70, P72, P75, P81, P109	GR1570MPP	P117		
GR1015	P113	GR1598	P90		
GR1016	P113	GR1635	P95, P97		
GR1017	P113	GR1734	P44		
GR1018	P113	GR1736	P41		
GR1019	P113	GR1737	P107		
GR1037	P94, P95, P97, P101, P102, P103	GR1762	P107		
GR1045	P44, P45, P97	GR1764	P107		
GR1146	P111	GR1777	P41		
GR1203	P104	GR1778	P9		
GR1204	P104, P105	GR1786	P48		
GR1205	P104	GR1809	P9		
GR1206	P104, P105	GR1824MPP	P117		
GR1207	P104, P105	GR1828	P117		
		GR1834	P49		